

# Photosynthesis online

Larry Orr · Govindjee

© Springer Science+Business Media B.V. 2010

**Abstract** Online access to the Internet and the World Wide Web have become important for public awareness and for educating the world's population, including its political leaders, students, researchers, teachers, and ordinary citizens seeking information. Relevant information on photosynthesis-related Web sites and other online locations is grouped into several categories: (1) group sites, (2) sites by subject, (3) individual researcher's sites, (4) sites for educators and students, and (5) other useful sites.

**Keywords** Bioenergy · Climate change · Facebook · Internet · K-12 education · PDF · Solar fuel · Twitter · World Wide Web · YouTube

## Abbreviations

ASU Arizona State University  
FB Facebook  
HTML Hyper Text Markup Language  
ISPR International Society of Photosynthesis Research

---

This review is dedicated to several pioneers of photosynthesis: Bill Arnold; Andy Benson; Warren Butler; Lou Duysens; Bob Emerson; Stacy French; Hans Gaffron; Robin Hill; Martin Kamen; Bessel Kok; Eugene Rabinowitch; and Horst Witt.

---

L. Orr  
Center for Bioenergy and Photosynthesis, Department of Chemistry and Biochemistry, Arizona State University, Box 871604, Tempe, AZ 85287-1604, USA  
e-mail: larry.orr@asu.edu

Govindjee (✉)  
Departments of Biochemistry and Plant Biology and Center of Biophysics and Computational Biology, University of Illinois, 265 Morrill Hall, MC-116, 505 South Goodwin Ave., Urbana, IL 61801-3707, USA  
e-mail: gov@illinois.edu

NCSA National Center for Supercomputing Applications  
PDF Portable document format  
UIUC University of Illinois, Urbana-Champaign  
URL Universal Resource Locator  
WWW World Wide Web

## Introduction

The Internet and the hypertext user interface known as the World Wide Web (WWW or Web) have become very important resources for public awareness and for educating the world's population, including its political leaders, students, researchers, teachers, and ordinary citizens seeking information.

Only a few online sites were available when the first version of this article appeared (Orr and Govindjee 1999) and finding information was difficult as search engines were still undergoing development. Concurrent with the rise of modern search engines, thousands of sites appeared, necessitating later revisions of this article (Orr and Govindjee 2001, 2007). Hence, much more has happened in the past 3 years and thus a new version is necessary. Audio presentations and lectures (podcasts) have become very popular at universities. Videos featuring lectures and student presentations that were rare are now ubiquitous on YouTube and other providers. Some of the videos are superb and fantastic, though often ephemeral in nature. We recommend that both undergraduate and graduate students watch out for good videos and send one of us (gov@illinois.gov) their comments that could help us rate the various videos for future reference. Social networking sites like Facebook (FB) and Twitter have become a quick way to disseminate breaking scientific news. One caveat when looking at YouTube and other sites is that most of these sites

feature comment sections where users can post comments, some of which may be made by unknowledgeable persons and may not be appropriate or have anything to do with the topic. Many sites rely on advertising for their support; please be patient with the commercials and advertisements, as the sites cannot exist without them.

This review presents relevant information on photosynthesis-related information grouped into several categories: (1) group sites, (2) sites by subject, (3) individual researcher's sites, (4) sites for educators and students, and (5) other useful sites. Because of time and length restrictions, as well as the dynamic nature of the Web, it is impossible to include every worthy Web site in this review. Thus, we will highlight a few of the sites that we think epitomize the best the Web has to offer. Sites chosen for discussion will usually have a significant amount of information on one or more photosynthesis research areas and may include illustrations, movies, and links to other sites of importance. Our sincere apologies to anyone whose site we have overlooked. [If the reader is aware of a good site, which is not mentioned in this article, we (larry.orr@asu.edu and gov@illinois.edu) would like to be informed so we can include it in our Web-based version of this review.]

The contents of this review also appear on a companion Web site at <http://bioenergy.asu.edu/photosyn/photoweb/> and mirrored at <http://www.life.illinois.edu/govindjee/photoweb/>. These sites are updated independently of this article. We recommend you check them out as many of the links mentioned in this article will move or disappear over time and many new ones may be added.

As a prolog to our main article, we quote a rather poetic and beautiful description of photosynthesis (Oliver Morton (2008) *Eating the Sun: How Plants power the planet*. Harper Publishers, pp. xi–xii):

When the light shone on the greenness, the greenness welcomed it, and comprehended it, and put it to use. The greenness was chlorophyll, a pigment. It was arranged in pools and the sunlight's energy bounced from one molecule to the next like a frog across lily pads before reaching the subtle trap at the pool's centre, the three-billion-year-old trap where the light of the sun becomes the stuff of the earth. As the trap's jaws snapped shut on the sunlight, the spring that powered those jaws pulled electrons from a nearby water molecule, breaking it up into hydrogen and oxygen. The hydrogen was used, along with the stream of electrons that flowed up through the trap, to turn carbon dioxide into oxygen matter. The oxygen was discarded.

### Group sites

The largest group site, that of the Arizona State University (ASU) Center for Bioenergy and Photosynthesis, went

online in 1995. Formerly known as the Center for the Study of Early Events in Photosynthesis, the center expanded its areas of interest to emphasize bioenergy research into alternative fuels derived from photosynthetic bacterial biomass, the production of hydrogen from photosynthetic influenced model systems, and participation with other ASU initiatives to study climate change and energy sustainability issues at the scientific and public policy levels. In recognition of this evolution, the center changed its name. Its Web site was developed and is currently maintained by one of us (LO) and can be accessed at <http://bioenergy.asu.edu/>. This award-winning site is very comprehensive and showcases not only the operations and work of the center, but also provides original material and numerous annotated links to individual and group photosynthesis research sites of interest to researchers, educators, students, and the general public. Early on, the center site was tasked to cover “all things photosynthesis” and this has now expanded to include bioenergy matters and related issues such as climate change and other solar energy topics. One of its most popular items is the educational section that contains links to sites of interest to students and educators and has been annotated as to subject matter and appropriate age-level of understanding (<http://bioenergy.asu.edu/photosyn/education/learn.html>). Recently, the center added FB (<http://www.facebook.com/pages/Tempe-AZ/Center-for-Bioenergy-Photosynthesis/121720517379?ref=ts>) and Twitter (<http://twitter.com/bioenergycenter>) pages in order to provide breaking news to the public. Another popular area is its Nicelist, a list of photosynthesis researchers who do not mind receiving and answering emails (hence they are “nice”) and includes their email addresses and, in most cases, their Web site URLs (<http://bioenergy.asu.edu/photosyn/nicelist.html>). Some of the center's other Web pages will be mentioned in the other sections. An artistic representation of the promise of bioenergy from photosynthesis is shown in Fig. 1.

ASU is also the home of a new Department of Energy Frontier Research Center (EFRC), the ASU Center for Bio-Inspired Solar Fuel Production (<http://solarfuel.clas.asu.edu/>), established in 2009. Closely affiliated with the Center for Bioenergy and Photosynthesis, this new center approaches the design of a complete system for solar water oxidation and hydrogen production by applying the fundamental design principles of photosynthesis to the construction of synthetic components, and their incorporation into an operational unit. The functional blueprint of photosynthesis is being followed, using non-biological materials. See below in the “[Bioenergy/biofuels/solar fuel/biomass](#)” section for more EFRC sites related to photosynthesis and renewable bioenergy research.

The University of Illinois at Urbana-Champaign (UIUC), home of National Center for Supercomputing Applications (NCSA) and Mosaic (and therefore the



**Fig. 1** Artist's representation of the various research interests of the ASU Center for Bioenergy and Photosynthesis (<http://bioenergy.asu.edu>). Artwork by Michael Hagelberg, used by permission

“mother” of all modern Web browsers), hosts several important sites. A site by one of us (G) (<http://www.life.illinois.edu/govindjee/>), is much more than an individual site as it includes information on a variety of topics, including course Web pages, a major tutorial/essay on “The Photosynthetic Process” (by J. Whitmarsh and Govindjee), movies, photos and several items of historical importance including PDF files of Personal Perspectives of some eminent scientists, as well as some obituaries, and brief comments on Robert Emerson, Eugene Rabinowitch, William Arnold, Lou Duysens, and Stacy French. There is also a tutorial on “Photosynthesis and Time” and other teaching materials such as slides that can be used in the classroom. A significant item is the availability of the complete references of all the chapters in Volumes 1–29 of Govindjee’s Series “Advances in Photosynthesis and Respiration” (Springer) (<http://www.life.illinois.edu/govindjee/Reference-Index.htm>). UIUC is also the home of the wonderful and highly educational site of A. R. Crofts (<http://www.life.illinois.edu/crofts/ahab/index.html>). The Photosynthesis Research Unit (<http://www.ars.usda.gov/main/docs.htm?docid=3333>), affiliated with the United States Department of Agriculture (USDA) Agricultural Research Service, covers many areas of photosynthesis crop research. The Theoretical Biophysics Group at UIUC is also present with an excellent site (<http://www.ks.uiuc.edu/>) with many important pages including “Quantum Biology of the Photosynthesis Unit” (<http://www.ks.uiuc.edu/Research/psu/psu.html>), animations of various structures (<http://www.ks.uiuc.edu/Gallery/Movies/>) and much more.

The Photosynthesis Group at Queen Mary University of London, UK (<http://queenmaryphotosynthesis.org/>) contains much useful information and links as well as

interesting pages on “Light, Time and Micro-Organisms” (<http://jfa.bio.qmul.ac.uk/~john/webstar/ltm/default.html>), imaging chlorophyll fluorescence, and much more. Also see the Web sites for John Allen and Jon Nield in the “Individual researchers’ sites” section.

The Department of Biophysics at Leiden University, The Netherlands (<http://www.biophys.leidenuniv.nl/>) hosts information about several important subjects. Follow the links under Aartsma Lab (<http://www.biophysics.leidenuniv.nl/aartsma-bf/>) at that site to find information about “Biophysics of Photosynthesis,” including “Mechanism of oxygen-evolution in photosynthesis,” “Single-molecule spectroscopy of pigment–protein complex,” and “Physics of photosynthetic reaction centers.”

The Photosynthesis Group at Göteborg University, Sweden, has a nice site with detailed descriptions of their work with plastocyanin and other areas of photosynthesis (<http://www.bcbp.gu.se/photosyn/>).

Uppsala University, also located in Sweden, is the home of the Photosynthesis Group (<http://www.fotomol.uu.se/Forskning/Biomimetics/fotosyntes/index.shtm>), led by Stenbjörn Styring, which studies Photosystem II and artificial photosynthesis. It is also the home of the new SOLAR-H program to bring together laboratories to do basic research on hydrogen production from renewable sources (<http://www.fotomol.uu.se/Forskning/Biomimetics/solarh/index.shtm>).

The Avron-Wilstätter Center for Photosynthesis Research is located at the Weizmann Institute of Science, Israel ([http://www.weizmann.ac.il/acadaff/Scientific\\_Activities/current/wilstatter\\_center.html](http://www.weizmann.ac.il/acadaff/Scientific_Activities/current/wilstatter_center.html)) and is working with several groups to study many areas of photosynthesis.

The Chemistry Division of Argonne National Laboratory, Illinois, is working on several areas of photosynthesis (<http://glassblowing.anl.gov/photosynthesis/index.html>).

The Robert Hill Institute, Centre for Photosynthesis Research at the University of Sheffield, UK (<http://www.shef.ac.uk/rhi/>) has links to several of the researchers working at the Institute.

Acad. M. Popov Institute of Plant Physiology, Department of Photosynthesis, Bulgarian Academy of Sciences (<http://www.bio21.bas.bg/ipp/photosynth/photosynth.html>) is conducting research on biophysical, biochemical, and ecological aspects of photosynthesis and photorespiration in higher plants.

The Institute of Fundamental Problems of Biology, Russian Academy of Sciences [formerly the Institute of Soil Science and Photosynthesis] (<http://www.psn.ru/english/psc/structure/ipfs.shtml>) is known as the Pushchino Scientific Centre and conducts research in several important areas of photosynthesis.

Instituto de Bioquímica Vegetal y Fotosíntesis (IBVF) is a joint venture of the Consejo Superior de Investigaciones

Científicas (CSIC) and the Universidad de Sevilla (USE), Spain ([http://www.ibvf.cartuja.csic.es/IBVF\\_General%20%28ingles%29.htm](http://www.ibvf.cartuja.csic.es/IBVF_General%20%28ingles%29.htm) and <http://www.ibvf.cartuja.csic.es/principalbonitaingles.htm>).

## Sites by subject

### Broad overview sites

There are several sites devoted to the entire photosynthetic process. Although they may cover the same subject, the articles are written for a variety of audiences. Some are basic narratives aimed at the general public, others are comprehensive courses aimed at college students. All of these are quite good and several should be checked out for comparison.

“The Photosynthetic Process” by John Whitmarsh and Govindjee (<http://www.life.illinois.edu/govindjee/paper/gov.html>) is a comprehensive chapter that covers photosynthesis history and every facet of photosynthesis research in a relatively detailed manner.

Wim Vermaas at ASU has written “An Introduction to Photosynthesis and Its Applications” (<http://bioenergy.asu.edu/photosyn/education/photointro.html>) which is a good introduction for the general public.

J. M. Farabee from Estrella Mountain Community College has written a highly recommended online biology course text that includes a detailed section on photosynthesis with emphasis on the physical aspects of the process. Farabee also includes review questions, learning objectives and a nicely done illustrated glossary (<http://www.emc.maricopa.edu/faculty/farabee/BIOBK/BioBookPS.html>).

Members of the Faculty of Biology at the University of Hamburg, Germany, have also produced an online botany textbook with an excellent section devoted to photosynthesis (<http://www.biologie.uni-hamburg.de/b-online/e24/24.htm>).

Kapiolani Community College in Hawaii has a Web site devoted to the chemical equations of photosynthesis ([http://library.kcc.hawaii.edu/external/chemistry/everyday\\_photosyn.html](http://library.kcc.hawaii.edu/external/chemistry/everyday_photosyn.html)).

The Encyclopaedia Britannica article on photosynthesis is available at <http://www.britannica.com/EBchecked/topic/458172/photosynthesis>.

June B. Steinberg’s site at <http://faculty.nl.edu/jste/photosynthesis.htm> has easy-to-understand explanations and links to more detailed information. There are many useful animations.

Molecular Expressions at Florida State University has a wonderful animated Web page as part of its “Optical Microscopy Primer” (<http://micro.magnet.fsu.edu/primer/java/photosynthesis/index.html>). There is much here to enjoy and it is fun to roam around through the site.

For example, see the section on “Light and Color” (<http://micro.magnet.fsu.edu/primer/lightandcolor/index.html>) which defines and explains what light is and concepts such as fluorescence, reflection, refraction, human perception of color, lasers, etc. A truly wonderful site.

FT Exploring has a wonderful site for students, “Photosynthesis: How Life Keeps Going...and Going...and Going...,” ([http://www.ftexploring.com/photosyn/photo\\_synth.html](http://www.ftexploring.com/photosyn/photo_synth.html)). It covers the details of photosynthesis and how it relates to the rest of life. There is much good information here, as well as good humor and illustrations. (Interestingly, FT stands for “Flying Turtle,” the mascot of this clever Web site.)

Photosynthesisinfo.com gives very good concise explanations about many aspects of plant photosynthesis (<http://www.photosynthesisinfo.com/>). The explanations are in general accurate, but there are errors, e.g., quanta-some has been proven to be wrong and the site does not include illustrations which limits its use. In our opinion, the Calvin cycle should be called Calvin–Benson cycle. Also, there is no link to the creators of the site, nor its sponsor.

The American Society of Photobiology has posted “Basic Photosynthesis” by Thomas Brennan <http://www.photobiology.info/Brennan.htm> and “Systems Biology of Photosynthesis” by Xin-Guang Zhu <http://www.photobiology.info/Zhu.html>.

### Specific subject sites

There are many sites that specialize in specific aspects of photosynthesis. Here are some of the best arranged by topic. There will be several sites that overlap somewhat and some may appear in more than one group.

#### *History of photosynthesis/biographies/nobel prizes*

The American Society of Photobiology has posted “Photosynthesis Timelines” by Thomas Brennan [http://www.photobiology.info/History\\_Timelines/Hist-Photosyn.html](http://www.photobiology.info/History_Timelines/Hist-Photosyn.html) “Milestones in Photosynthesis Research” by one of us (G) (<http://www.life.illinois.edu/govindjee/papers/milestones.html>) explores many aspects of photosynthesis in a historic manner.

James Fulton from Suffolk County Community College has written a long informative outline of “The History of Photosynthesis” covering many historical events to 1988 that is available as a Word document ([http://www2.sunysuffolk.edu/fultonj/SUNY\\_Suffolk\\_Resources/Math\\_Laboratories/Lab\\_3/hist.doc](http://www2.sunysuffolk.edu/fultonj/SUNY_Suffolk_Resources/Math_Laboratories/Lab_3/hist.doc)).

Another paper, “Carotenoids in Photosynthesis: An Historical Perspective,” explores the history of the study of carotenoids using numerous personal observations by one of the authors (G) who participated in many of the

activities (<http://www.life.illinois.edu/govindjee/papers/CarFin1.html>). Both of these papers contain numerous references and anecdotes about pioneers in the field that can be found nowhere else.

A list of historical articles, published in *Photosynthesis Research*, is available at <http://www.life.illinois.edu/govindjee/history/articles.htm>. Further, PDF files of articles by Howard Gest (on Ingenhousz), Herb Dutton (on the discovery of energy transfer from carotenoids to chlorophyll), and Govindjee (on the quantum yield controversy between Emerson and Warburg) are also available at this site.

Other important historical documents are:

“Nobel Prize Winners in Photosynthesis Research” (<http://www.life.illinois.edu/govindjee/history/nobel-ps.htm>) is a list of the many researchers who have won the Nobel Prize while or before studying photosynthesis.

A large number of Personal Perspectives, autobiographical retrospectives, edited by Govindjee et al., and published in the international journal *Photosynthesis Research* are found at <http://www.life.illinois.edu/govindjee/g/PhotoEdHistory.html>. Although these perspectives usually may not contain large amounts of science, they do discuss the major discoveries by well-known researchers. In particular, they contain the personal reflections, memories, and the obstacles the authors had to overcome and other surprises. For example, the Personal Perspective of David Walker begins, “This is the story of a young man who wished to go to sea like his father and finished up, instead, in photosynthesis.” They are great reading and tell about scientific research the way it really is. Over 100 of these perspectives by 132 authors in 19 countries have been collected in a recent book, *Discoveries in Photosynthesis*, edited by Govindjee, J. Thomas Beatty, Howard Gest, and John F. Allen (<http://www.life.illinois.edu/govindjee/newbook/Vol%2020.html>). The table of content of this book is available at <http://www.springerlink.com/content/978-1-4020-3323-0>; also, you can download the Front Matter and the Back Matter.

A few of the earlier perspectives are available as PDF files (please note that the first page of each file may be blank):

David Krogmann (<http://www.life.illinois.edu/govindjee/history/KrogmannDavidPP.pdf>), R. Clint Fuller (<http://www.life.illinois.edu/govindjee/history/FullerClintPP.pdf>), Giorgio Forti (<http://www.life.illinois.edu/govindjee/history/FortiGiorgioPP.pdf>), André Jagendorf (<http://www.life.illinois.edu/govindjee/history/JagendorfAndrePP.pdf>), George Feher (<http://www.life.illinois.edu/govindjee/history/FeherGeorgePP.pdf>), and David Walker (<http://www.life.illinois.edu/govindjee/history/WalkerPP.pdf>).

Govindjee has also edited several obituaries that have been published (<http://www.life.illinois.edu/govindjee/history/obituaries.htm>), with some of them available

online as PDF files. Others are available at the Web site of *Photosynthesis Research* (<http://www.springerlink.com/content/100325/>), available free to members of the International Society of Photosynthesis Research (ISPR), or at your local library if they subscribe to the journal.

Carmen Giunta has collected excerpts from historically important papers and published them on his “Classic Chemistry” Web site. These include papers by Jan Ingenhousz (<http://webserver.lemoyne.edu/faculty/giunta/Ingenhousz.html>), Antoine Lavoisier (<http://webserver.lemoyne.edu/faculty/giunta/lavoisier1.html>), and Joseph Priestley (<http://webserver.lemoyne.edu/faculty/giunta/phlogiston.html>). Another paper of interest includes early work on the greenhouse effect by Svante Arrhenius (<http://web.lemoyne.edu/~giunta/Arrhenius.html>). Besides these, there are many other selected classic papers form the history of chemistry (<http://web.lemoyne.edu/~giunta/paperabc.html>).

*Today in Science History* has a listing of brief, but important, quotations from historical figures such as van Helmont, Ingenhousz, etc. ([http://www.todayinsci.com/QuotationsCategories/P\\_Cat/Photosynthesis-Quotations.htm](http://www.todayinsci.com/QuotationsCategories/P_Cat/Photosynthesis-Quotations.htm)). The site also has an interesting story about “The Sun as a Chemist” (<http://www.todayinsci.com/stories/story054.htm>). A sample: “Indeed, instead of building factories, furnishing them with unique equipment and working out complex synthesis technologies, it will only be necessary to build hot-houses and to regulate the intensity and spectral composition of the light rays used. Then the plants themselves will make everything required: from the simplest carbohydrates to the most complex proteins.”

A brief biography of Joseph Priestley can be found at <http://www.chemistry.mtu.edu/~pcharles/SCIHISTORY/JosephPriestley.html>. Biographies of Jan Ingenhousz can be found at <http://www.chemheritage.org/explore/life-ingenhousz.html>, <http://www.newadvent.org/cathen/16046b.htm>, and <http://www.answers.com/topic/jan-ingenhousz>.

*Videos*: George Wolfe discusses the history of the discovery of photosynthesis in a series of videos: “The Unraveling of Photosynthesis: A Historical Perspective” (<http://www.5min.com/Video/The-Unraveling-of-Photosynthesis-A-Historical-Perspective-150946545>), “Photosynthesis: Twentieth-Century Breakthroughs” (<http://www.5min.com/Video/Photosynthesis-Twentieth-Century-Breakthroughs-150946620>), and “Photosynthesis: The Final Picture” (<http://www.5min.com/Video/Photosynthesis-The-Final-Picture-150946754>) which discusses the discovery of the Hill reaction.

The **Nobel Prize** site has pages devoted to all Nobel laureates. Some of interest to photosynthesis are:

Richard Martin Willstätter, Chemistry, 1915, won the prize for his research on chlorophyll and other plant pigments (Fig. 2). His work is discussed at [http://nobelprize.org/nobel\\_prizes/chemistry/laureates/1915/present.html](http://nobelprize.org/nobel_prizes/chemistry/laureates/1915/present.html) and



**Fig. 2** Richard Martin Willstätter, Nobel laureate in Chemistry, 1915. From the Nobel Prize Web site, [http://nobelprize.org/nobel\\_prizes/chemistry/laureates/1915/index.html](http://nobelprize.org/nobel_prizes/chemistry/laureates/1915/index.html)

his biography is at [http://nobelprize.org/nobel\\_prizes/chemistry/laureates/1915/willstatter-bio.html](http://nobelprize.org/nobel_prizes/chemistry/laureates/1915/willstatter-bio.html).

James Franck, Physics, 1925, won for his work (with Gustav Hertz) on electron-atom collisions; later he developed the principle known as the Franck-Condon principle which is often used in physical description of early events in photosynthesis. See [http://nobelprize.org/nobel\\_prizes/physics/laureates/1925/press.html](http://nobelprize.org/nobel_prizes/physics/laureates/1925/press.html) and his biography at [http://nobelprize.org/nobel\\_prizes/physics/laureates/1925/franck-bio.html](http://nobelprize.org/nobel_prizes/physics/laureates/1925/franck-bio.html).

Chandrasekhara Ventaka Raman, Physics, 1930, won his prize for his work on spectroscopy and the effect that now bears his name, Raman spectroscopy, which is used by many photosynthesis researchers: [http://nobelprize.org/nobel\\_prizes/physics/laureates/1930/press.html](http://nobelprize.org/nobel_prizes/physics/laureates/1930/press.html). His biography is at [http://nobelprize.org/nobel\\_prizes/physics/laureates/1930/raman-bio.html](http://nobelprize.org/nobel_prizes/physics/laureates/1930/raman-bio.html).

Hans Fischer, Chemistry, 1930, won for his work on porphyrins and blood and leaf pigments, particularly chlorophyll: [http://nobelprize.org/nobel\\_prizes/chemistry/laureates/1930/press.html](http://nobelprize.org/nobel_prizes/chemistry/laureates/1930/press.html). His biography is at [http://nobelprize.org/nobel\\_prizes/chemistry/laureates/1930/fischer-bio.html](http://nobelprize.org/nobel_prizes/chemistry/laureates/1930/fischer-bio.html).

Otto Heinrich Warburg, Physiology or Medicine, 1931, won for his work on respiration and the identification of the respiratory enzyme: [http://nobelprize.org/nobel\\_prizes/medicine/laureates/1931/press.html](http://nobelprize.org/nobel_prizes/medicine/laureates/1931/press.html). His biography is at [http://nobelprize.org/nobel\\_prizes/medicine/laureates/1931/warburg-bio.html](http://nobelprize.org/nobel_prizes/medicine/laureates/1931/warburg-bio.html).

Warburg's insistence that the measured minimum quantum requirement for the evolution of one oxygen molecule in photosynthesis is 2.8–4 was proven to be wrong; it was shown to be 8–12, mainly by Robert Emerson and his students including one of us (G).

Paul Karrer, Chemistry, 1937, won for his work on carotenoids, flavins, and vitamins: [http://nobelprize.org/nobel\\_prizes/chemistry/laureates/1937/press.html](http://nobelprize.org/nobel_prizes/chemistry/laureates/1937/press.html). His biography is at [http://nobelprize.org/nobel\\_prizes/chemistry/laureates/1937/karrer-bio.html](http://nobelprize.org/nobel_prizes/chemistry/laureates/1937/karrer-bio.html).

Richard Kuhn, Chemistry, 1938, won for additional work on carotenoids and vitamins: [http://nobelprize.org/nobel\\_prizes/chemistry/laureates/1937/press.html](http://nobelprize.org/nobel_prizes/chemistry/laureates/1937/press.html). His biography is at [http://nobelprize.org/nobel\\_prizes/chemistry/laureates/1938/kuhn-bio.html](http://nobelprize.org/nobel_prizes/chemistry/laureates/1938/kuhn-bio.html).

Severo Ochoa, Physiology or Medicine, 1959, won for his work on enzymatic processes in biological oxidation and synthesis and the transfer of energy. His biography is at [http://nobelprize.org/nobel\\_prizes/medicine/laureates/1959/ochoa-bio.html](http://nobelprize.org/nobel_prizes/medicine/laureates/1959/ochoa-bio.html).

Melvin Calvin, Chemistry (Fig. 3), 1961, won for his work on carbon dioxide assimilation in photosynthesis, the carbon cycle, also named “The Calvin Cycle” after him: [http://nobelprize.org/nobel\\_prizes/chemistry/laureates/1961/press.html](http://nobelprize.org/nobel_prizes/chemistry/laureates/1961/press.html). It is important to mention that Andrew Benson contributed heavily to this work, and the authors of this article prefer to call the cycle, “Calvin–Benson” cycle. (We refer the readers to A. A. Benson (2005) in “Discoveries in Photosynthesis,” *Advances in Photosynthesis and Respiration*, volume 20, pp. 793–813, Springer, for his contributions.) Calvin's biography is at [http://nobelprize.org/nobel\\_prizes/chemistry/laureates/1961/calvin-bio.html](http://nobelprize.org/nobel_prizes/chemistry/laureates/1961/calvin-bio.html). Also, an obituary may be found at <http://www.lbl.gov/Science-Articles/Archive/Melvin-Calvin-obit.html>; and another one at <http://www.life.illinois.edu/govindjee/history/obit/ObitMelvinCalvin.pdf>. Jeffery Kahn writes about the establishment of the Calvin Photosynthesis Group project at UC Berkeley's Bancroft Library (<http://www.lbl.gov/Science-Articles/Archive/Calvin-history-project.html>). More information from the Library is available at <http://bancroft.berkeley.edu/Exhibits/Biotech/calvin.html>.

Robert Burns Woodward, Chemistry, 1965, won for the total synthesis of chlorophyll, vitamin B12, and other natural products: [http://nobelprize.org/nobel\\_prizes/chemistry/laureates/1965/press.html](http://nobelprize.org/nobel_prizes/chemistry/laureates/1965/press.html). His biography is at [http://nobelprize.org/nobel\\_prizes/chemistry/laureates/1965/woodward-bio.html](http://nobelprize.org/nobel_prizes/chemistry/laureates/1965/woodward-bio.html).

George Porter, Chemistry, 1967, won for his development of flash photolysis (along with Ronald Norrish). Lord George Porter later did work on aromatic molecules and chlorophyll, energy transfer in photosynthesis and primary photochemistry of photosynthesis in femtosecond–



**Fig. 3** Melvin Calvin, Nobel laureate, Chemistry, 1961, from <http://www.lbl.gov/Science-Articles/Archive/Melvin-Calvin-obit.html>

picosecond time scale: [http://nobelprize.org/nobel\\_prizes/chemistry/laureates/1967/press.html](http://nobelprize.org/nobel_prizes/chemistry/laureates/1967/press.html). His biography is at [http://nobelprize.org/nobel\\_prizes/chemistry/laureates/1967/porter-bio.html](http://nobelprize.org/nobel_prizes/chemistry/laureates/1967/porter-bio.html). His obituary in *Nature* is available at <http://www.nature.com/nature/journal/v419/n6907/full/419578a.html>.

Peter D. Mitchell, Chemistry, 1978, won for his work on biological energy transfer through the formulation of the chemiosmotic theory: [http://nobelprize.org/nobel\\_prizes/chemistry/laureates/1978/press.html](http://nobelprize.org/nobel_prizes/chemistry/laureates/1978/press.html). His biography is at [http://nobelprize.org/nobel\\_prizes/chemistry/laureates/1978/mitchell-bio.html](http://nobelprize.org/nobel_prizes/chemistry/laureates/1978/mitchell-bio.html). His obituary can be found at <http://www.life.illinois.edu/crofts/bioph354/mitchell.html>.

Aaron Klug, Chemistry, 1982, won for development of crystallographic electron microscopy and his structural elucidation of biologically important nucleic acid–protein complexes: [http://nobelprize.org/nobel\\_prizes/chemistry/laureates/1982/press.html](http://nobelprize.org/nobel_prizes/chemistry/laureates/1982/press.html). His autobiography is at [http://nobelprize.org/nobel\\_prizes/chemistry/laureates/1982/klug-autobio.html](http://nobelprize.org/nobel_prizes/chemistry/laureates/1982/klug-autobio.html).

Jean-Marie Lehn, Chemistry, 1987, won for his work on mimicking natural processes such as photosynthesis and for doing the groundwork for small synthetic structures called “molecular devices”: [http://nobelprize.org/nobel\\_prizes/chemistry/laureates/1987/press.html](http://nobelprize.org/nobel_prizes/chemistry/laureates/1987/press.html). His autobiography is at [http://nobelprize.org/nobel\\_prizes/chemistry/laureates/1987/lehn-autobio.html](http://nobelprize.org/nobel_prizes/chemistry/laureates/1987/lehn-autobio.html).

Johann Deisenhofer, Robert Huber, and Hartmut Michel, Chemistry, 1988, won, for determining the three-dimensional structure of bacterial reaction center using

X-ray crystallography. A description of their work can be found at [http://nobelprize.org/nobel\\_prizes/chemistry/laureates/1988/press.html](http://nobelprize.org/nobel_prizes/chemistry/laureates/1988/press.html). Deisenhofer’s autobiography is at [http://nobelprize.org/nobel\\_prizes/chemistry/laureates/1988/deisenhofer-autobio.html](http://nobelprize.org/nobel_prizes/chemistry/laureates/1988/deisenhofer-autobio.html); Huber’s is at [http://nobelprize.org/nobel\\_prizes/chemistry/laureates/1988/huber-autobio.html](http://nobelprize.org/nobel_prizes/chemistry/laureates/1988/huber-autobio.html); and Michel’s is at [http://nobelprize.org/nobel\\_prizes/chemistry/laureates/1988/michel-autobio.html](http://nobelprize.org/nobel_prizes/chemistry/laureates/1988/michel-autobio.html).

Rudolph Marcus, Chemistry, 1992, won for his contributions to the theory of electron transfer reactions in chemical systems, including photosynthesis [http://nobelprize.org/nobel\\_prizes/chemistry/laureates/1992/press.html](http://nobelprize.org/nobel_prizes/chemistry/laureates/1992/press.html). His autobiography is at [http://nobelprize.org/nobel\\_prizes/chemistry/laureates/1992/marcus-autobio.html](http://nobelprize.org/nobel_prizes/chemistry/laureates/1992/marcus-autobio.html).

Michael Smith, Chemistry, 1993, won for his fundamental contributions to the establishment of oligonucleotide-based, site-directed mutagenesis and its development for protein studies which has become a common technique for studying photosynthesis organisms: [http://nobelprize.org/nobel\\_prizes/chemistry/laureates/1993/press.html](http://nobelprize.org/nobel_prizes/chemistry/laureates/1993/press.html). His autobiography may be found at [http://nobelprize.org/nobel\\_prizes/chemistry/laureates/1993/smith-autobio.html](http://nobelprize.org/nobel_prizes/chemistry/laureates/1993/smith-autobio.html).

Paul D. Boyer and John E. Walker, Chemistry, 1997, won for their elucidation of the enzymatic mechanism underlying the synthesis of adenosine triphosphate (ATP): [http://nobelprize.org/nobel\\_prizes/chemistry/laureates/1997/press.html](http://nobelprize.org/nobel_prizes/chemistry/laureates/1997/press.html). Boyer’s autobiography is at [http://nobelprize.org/nobel\\_prizes/chemistry/laureates/1997/walker-autobio.html](http://nobelprize.org/nobel_prizes/chemistry/laureates/1997/walker-autobio.html).

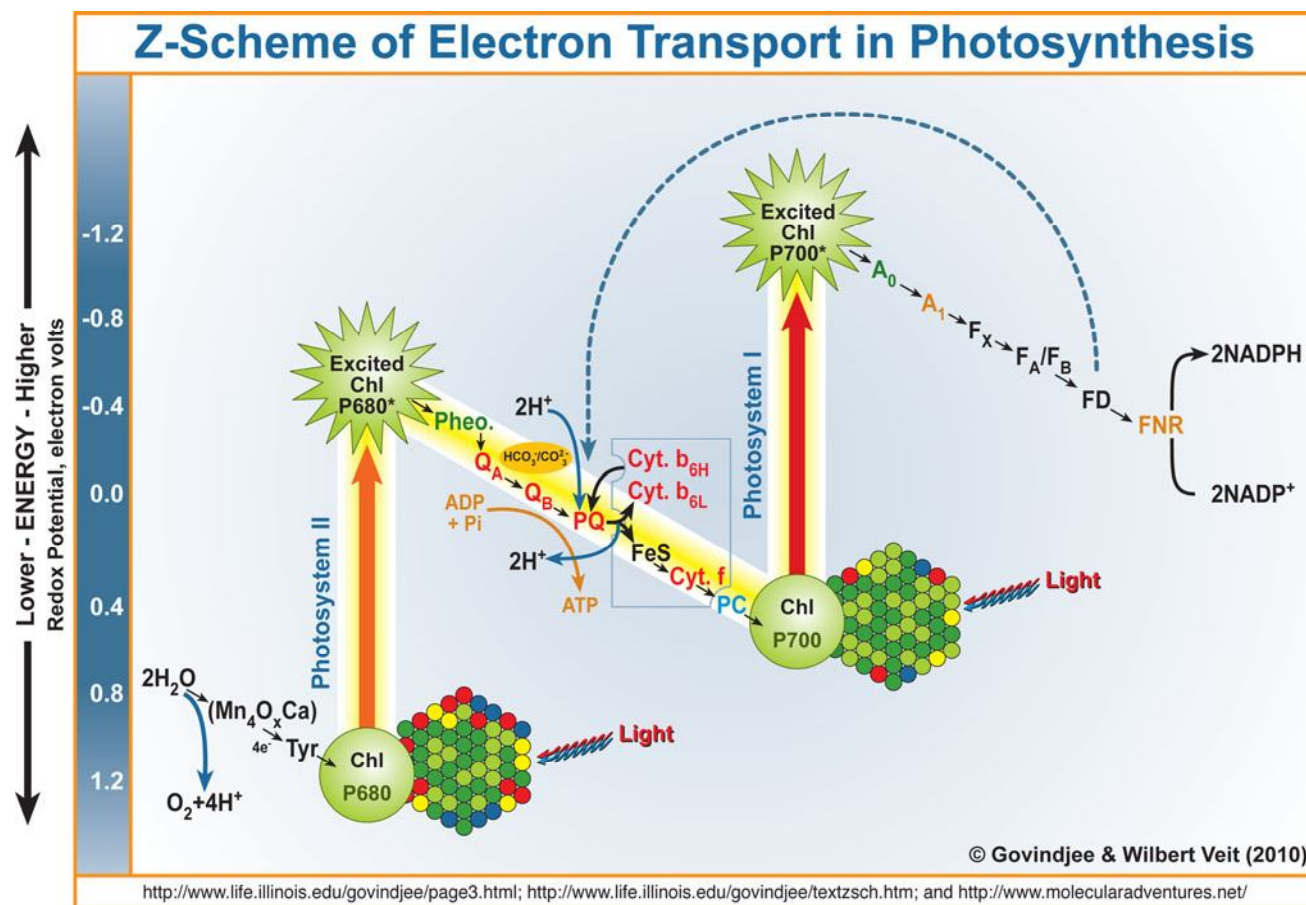
Ahmed H. Zewail, Chemistry, 1999, won for his studies of the transition states of chemical reactions using femtosecond spectroscopy: [http://nobelprize.org/nobel\\_prizes/chemistry/laureates/1999/press.html](http://nobelprize.org/nobel_prizes/chemistry/laureates/1999/press.html). His autobiography may be found at [http://nobelprize.org/nobel\\_prizes/chemistry/laureates/1999/zewail-autobio.html](http://nobelprize.org/nobel_prizes/chemistry/laureates/1999/zewail-autobio.html).

#### *The light-dependent reactions (light reactions)*

From the Botany Online site at the University of Hamburg (<http://www.biologie.uni-hamburg.de/b-online/e24/24c.htm>), we get a brief history of the elucidation of the dark and light reactions of photosynthesis. This is followed by an excellent description of phosphorylation and the two photosystems. The site is profusely illustrated.

The Z-Scheme (Fig. 4) is the crux of the light reactions of photosynthesis. A simplified scheme and its description are presented at <http://www.life.illinois.edu/govindjee/textzsch.htm>. [For the scheme itself, see <http://www.life.illinois.edu/govindjee/ZSchemeG.html>].

June Steinberg from National-Louis University has created animations to explain the light reactions using



**Fig. 4** Z-Scheme of Electron Transport in Photosynthesis by Govindjee and Wilbert Veit, 2010 (e-mail: gov@illinois.edu). The electron transport from H<sub>2</sub>O to nicotinamide adenine dinucleotide (NADP<sup>+</sup>) is traced from left to right on the diagram that uses two Photosystems (I and II). This process is initiated by the simultaneous absorption of light by two antenna complexes, represented by clusters of colored balls. The absorbed energy is then transferred to the reaction center chlorophylls (Chl) P680 and P700 and this powers the entire process. (Mn<sub>4</sub>O<sub>x</sub>Ca) is the manganese center, a complex containing four manganese atoms, which participates in the splitting of two water molecules into four protons (4H<sup>+</sup>), four electrons (4e<sup>-</sup>), and one oxygen molecule (O<sub>2</sub>). Tyr is a redox active tyrosine molecule, also sometimes referred to as Y<sub>z</sub> or simply as Z, which acts as an intermediate between the manganese center and “reaction center” of Photosystem II, PSII (P680), a chlorophyll (Chl) complex. Excited P680\* has the energy of the photon that was captured by and transferred to it from its light-gathering antenna complex (cluster of colored balls). Pheo is pheophytin, a chlorophyll with its central magnesium ion (Mg<sup>2+</sup>) replaced by two protons; it is the primary electron acceptor of PSII, whereas P680\* is the primary electron donor. Q<sub>A</sub> is a plastoquinone, which is tightly bound and immovable. It is also known as the primary stable electron acceptor of PSII, and it accepts and transfers one electron at a time. Q<sub>B</sub> is a loosely bound

plastoquinone molecule which accepts two electrons and two protons; HCO<sub>3</sub><sup>-</sup> (bicarbonate) and CO<sub>3</sub><sup>2-</sup> (carbonate) play an essential role here. Q<sub>B</sub>H<sub>2</sub>, reduced Q<sub>B</sub>, then detaches, and becomes mobile, shuttling the two electrons and two protons within the hydrophobic core of the thylakoid membrane to the cytochrome  $b_6/f$  complex (the rectangle in the center of the diagram). FeS is the Rieske iron-sulfur protein. Cyt  $f$  is cytochrome  $f$ . Cyt. $b_6L$  and Cyt. $b_6H$  are two cytochrome  $b_6$  molecules (of lower and higher potentials) which participate in the Q cycle. PC is plastocyanin, a highly mobile copper protein. P700 and Excited P700\* are Chls in the reaction center of Photosystem I in the ground and excited energy state, respectively. A<sub>0</sub> is a special chlorophyll a molecule that is the primary electron acceptor of PSI, whereas P700\* is the primary electron donor of PSI. A<sub>1</sub> is a phylloquinone (vitamin K) molecule. F<sub>x</sub>, F<sub>A</sub>, and F<sub>B</sub> are three separate immobile iron sulfur protein centers. FD is ferredoxin, a mobile iron sulfur protein, which can participate, along with other iron sulfur centers, in cyclic transport (dashed blue line). FNR is the enzyme ferredoxin-NADP oxidoreductase, which enables NADP<sup>+</sup> to accept two electrons and a proton and become NADPH, the reduced form of NADP<sup>+</sup>. The overall process concentrates protons into the thylakoid lumen, producing an energy gradient that is used in the production of ATP from ADP and inorganic phosphate (Pi) via ATP synthase (see Fig. 9)

cyclic (<http://faculty.nl.edu/jste/photosynthesis.htm>) and non-cyclic photophosphorylation ([http://faculty.nl.edu/jste/noncyclic\\_photophosphorylation.htm](http://faculty.nl.edu/jste/noncyclic_photophosphorylation.htm)).

The biology department at Smith University has created a very nice animation that shows four stages of the process

(<http://www.science.smith.edu/departments/Biology/Bio231/ltrxn.html>).

“Cyclic and Noncyclic Photophosphorylation” is a nice animation from McGraw-Hill (<http://highered.mcgraw-hill.com/olc/dl/120072/bio12.swf>).



There is a YouTube video on “Photosynthesis (Light Reactions)” from North Dakota State University: [http://www.youtube.com/watch?v=hj\\_WKgnL6MI](http://www.youtube.com/watch?v=hj_WKgnL6MI) (5 min).

YouTube video on “Light (Dependant) Reactions of Photosynthesis Animation” is at <http://www.youtube.com/watch?v=eY1ReqiYwYs> (1:31 min).

Videos by George Wolfe on 5 min.com are: “The Light Reactions: An Introduction” <http://www.5min.com/Video/The-Light-Reactions-An-Introduction-150947509> (8 min) and “The Light Reactions: A Summary” <http://www.5min.com/Video/The-Light-Reactions-A-Summary-150947819> (10 min).

#### *Light-independent reactions (dark reactions)/ Calvin–Benson cycle/carbon cycle*

Although the light-independent carbon cycle is often referred to as the Calvin Cycle, it is more accurate to call it as Calvin–Benson Cycle to fully acknowledge the contributions of both Melvin Calvin and Andrew Benson to the research that led to its discovery and description.

“The Carbon Cycle” from NASA’s Earth Observatory, [http://earthobservatory.nasa.gov/Features/CarbonCycle/carbon\\_cycle.php](http://earthobservatory.nasa.gov/Features/CarbonCycle/carbon_cycle.php), is very detailed and covers a broad area including differences in the carbon cycle on land and in the oceans, the effect of humans on the cycle, and use of satellites to gather data. The multipart article can also be printed as a single PDF file (<http://earthobservatory.nasa.gov/Features/CarbonCycle/printall.php>).

From June B. Steinberg of National-Louis University ([http://faculty.nl.edu/jste/calvin\\_cycle.htm](http://faculty.nl.edu/jste/calvin_cycle.htm)): a beautifully done site; the steps are clearly shown.

From Smith College, we have interesting animations showing the various steps of the Calvin-Benson cycle: <http://www.science.smith.edu/departments/Biology/Bio231/calvin.html>.

Joyce J. Diwan at Rensselaer Polytechnic Institute has a site with a very detailed explanation with numerous illustrations and links to PowerPoint presentations and test questions at <http://www.rpi.edu/dept/bcbp/molbiochem/MBWeb/mb2/part1/dark.htm>.

Wikipedia has a good article on the Calvin–Benson cycle [http://en.wikipedia.org/wiki/Calvin\\_cycle](http://en.wikipedia.org/wiki/Calvin_cycle).

Videos by George Wolfe on 5 min.com: “The Calvin Cycle”: <http://www.5min.com/Video/The-Calvin-Cycle-150947894> (12:18 min) and “The Calvin Cycle: RubP Regeneration”: <http://www.5min.com/Video/The-Calvin-Cycle-RuBP-Regeneration-150948003> (7:10 min).

YouTube video, “Carbon Cycle 2.0” <http://www.youtube.com/berkeleylab#p/a/5F87926A38D658CC/0/k0R43K0pKt0> is a 1 h video, presented by Paul Alivisatos of the Berkeley Lab on the carbon cycle and how human activity is affecting the planet. A related video discusses “Just Say

No to Carbon Emissions” <http://www.youtube.com/berkeleylab#p/a/u/0/JJ3PXFCKCbw>.

Another YouTube video on “The Calvin Cycle or “Dark” Reactions (Photosynthesis)” is at <http://www.youtube.com/watch?v=mHU27qYJNU0&feature=related>.

#### *The photosynthetic unit/reaction centers*

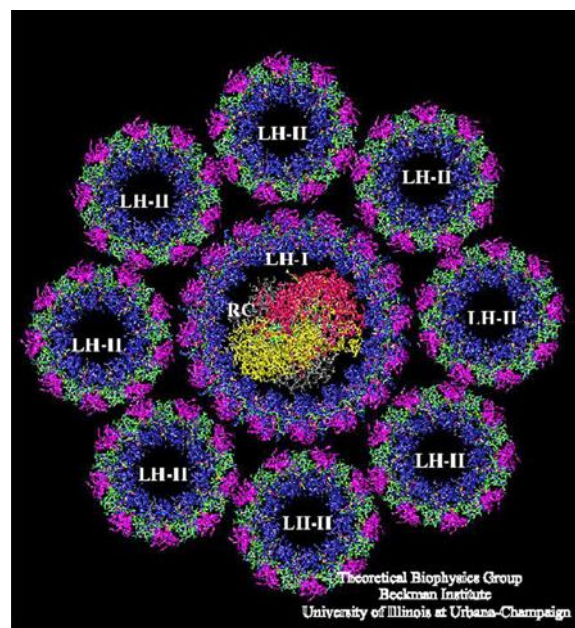
“Quantum Biology of the PSU” from the Theoretical and Computational Biophysics Group at UIUC <http://www.ks.uiuc.edu/Research/psu/psu.html>: it is a great site showing beautiful structures of antenna of bacterial systems (Fig. 5).

“Schematic Diagram of a Photosynthetic Unit Showing Exciton Transfer” is an animated Web page from the University of Hamburg (<http://www.biologie.uni-hamburg.de/b-online/library/bio201/psunit.html>): it is lovely to watch it.

A press release for the 1988 Nobel Prize in Chemistry from the Royal Swedish Academy of Sciences, announcing the determination of the 3D structure of a photosynthetic reaction center is at [http://nobelprize.org/nobel\\_prizes/chemistry/laureates/1988/press.html](http://nobelprize.org/nobel_prizes/chemistry/laureates/1988/press.html). The text is great, but the figures are only in black and white.

The Roger Hangarter lab website at Indiana University (<http://www.bio.indiana.edu/~hangarterlab/courses/b373/lecturenotes/photosyn/et.html>) contains a brief overview and some details of the PSU.

The American Society for Photobiology has posted “Photosynthetic Reaction Centers” by Charles Yocum at <http://www.photobiology.info/Yocum-PRC.html>.



**Fig. 5** Structure of a bacterial photosynthetic unit from <http://www.ks.uiuc.edu/Research/psu.html>

“Photosynthetic Reaction Centres of Purple Bacteria” from Scripps (<http://metallo.scripps.edu/PROMISE/PRCPB.html>) gives detailed structures from the PROMISE database.

The Wikipedia article on “Photosynthetic Reaction Centre” ([http://en.wikipedia.org/wiki/Photosynthetic\\_reaction\\_centre](http://en.wikipedia.org/wiki/Photosynthetic_reaction_centre)) is easy to understand.

#### *Light-harvesting/antennas*

“Photosynthetic Antennas and Reaction Centers: Current Understanding and Prospects for Improvement,” by Robert E. Blankenship at Washington University at St. Louis (<http://bioenergy.asu.edu/photosyn/education/antenna.html>) is a well-done text with basic diagrams. We recommend it to all students.

“Light Harvesting Complex II of photosynthetic bacteria” from the Theoretical and Computational Biophysics Group (TCBG) at UIUC ([http://www.ks.uiuc.edu/Research/bio\\_ener/LH\\_2/](http://www.ks.uiuc.edu/Research/bio_ener/LH_2/)) and also “Inter-Complex Excitation Transfer in photosynthetic bacteria” ([http://www.ks.uiuc.edu/Research/psu/psu\\_inter.html](http://www.ks.uiuc.edu/Research/psu/psu_inter.html)) are great sites. Here, there are excellent colored versions of the antenna complexes in photosynthetic bacteria; links are provided to PDF files of three of their research papers.

“Photosynthetic Light Harvesting” by Graham R. Fleming (<http://www.cchem.berkeley.edu/grfgrp/research/lightharvesting/index.htm>) is a detailed slide show that is useful for visualizing much of the light harvesting process. Also, “Untangling the Quantum Entanglement Behind Photosynthesis” (<http://www.sciencedaily.com/releases/2010/05/100510151356.htm>) discusses quantum entanglement in light harvesting complexes.

“Organization of energy transfer networks in photosynthesis” (<http://www.ks.uiuc.edu/Research/psres/>), also from the TCBG (above), compares light harvesting mechanisms of anoxygenic and oxygenic photosynthetic bacteria.

“Light Harvesting Complex II of Purple Bacteria” from Scripps (<http://metallo.scripps.edu/promise/LH2PB.html>) contains an excellent description and an extensive bibliography of the light harvesting complex II of purple bacteria.

The Wikipedia article on the “Light Harvesting Complex” ([http://en.wikipedia.org/wiki/Light\\_harvesting\\_complex](http://en.wikipedia.org/wiki/Light_harvesting_complex)) is not complete, but under constant development at the time of this writing.

A PDF file of a review and a literature survey on excitation energy transfer in PSU is available at [http://www.life.illinois.edu/govindjee/recent\\_papers.htm](http://www.life.illinois.edu/govindjee/recent_papers.htm). See the listing: Clegg et al. (2010) From Förster Resonance Energy Transfer (FRET) to Coherent Resonance Energy Transfer (CRET) and Back—*A when o’ mickles mak’s a muckle*. It is from a presentation at SPIE Conference (*SPIE* is a

non-profit international society for the exchange, collection and dissemination of knowledge in optics, photonics, and imaging engineering).

#### *Electron transfer*

Electron transfer is described at the following site: <http://www.rpi.edu/dept/bcbp/molbiochem/MBWeb/mb1/part2/redox.htm>.

The Marcus equation for electron transfer is given at: <http://goldbook.iupac.org/M03702.html>. The interactive link maps on this site link to many very important equations.

The McGraw Hill Web site has a basic verbal description, with animation, of electron transport in chloroplasts: <http://highered.mcgraw-hill.com/olc/dl/120072/bio13.swf>.

“Electron Transport and Energy Transduction” by John Whitmarsh at UIUC and the USDA Agricultural Research Service (<http://www.ars.usda.gov/Services/docs.htm?docid=3527&page=2>) is a good review chapter from the book “Photosynthesis: A Comprehensive Treatise” edited by A. S. Raghavendra.

The Z-Scheme is the description of the electron transfer in oxygenic photosynthesis. The scheme and its description are presented at <http://www.life.illinois.edu/govindjee/textzsch.htm>. [For the scheme itself, see <http://www.life.illinois.edu/govindjee/ZSchemeG.html>]. However, for a 2010 scheme, see Fig. 4, shown above.

“Introduction to Electron Transfer” by R. M. Williams of the Universiteit van Amsterdam (<http://home.uva.nl/r.m.williams/Introduction%20to%20ET-30.htm>) is an excellent basic physico-chemical description of generalized electron transfer, and includes a very good exposure to the Rudolph Marcus theory and the equations.

Robert Carpentier’s site at the Université du Québec à Trois-Rivières, [http://www.uqtr.ca/labcarpentier/eng/home\\_frames.htm](http://www.uqtr.ca/labcarpentier/eng/home_frames.htm), uses frames that load very slowly, but it contains many excellent figures and is available in French and English (Fig. 6). To access, click on “Research projects” in the left frame. The section on “Photos” contains many snapshots of photosynthesizers at various conferences.

YouTube includes a brief video on the “Electron-Transport Chain” from *Essential Cell Biology*, third edition (<http://www.youtube.com/watch?v=KXsxJNXaT7w&feature=related>) (2:16 min).

#### *Bacterial photosystem/Photosystems I and II*

The Web site of Carl Bauer’s lab at Indiana University (<http://sites.bio.indiana.edu/~bauerlab/>) contains nice descriptions and figures for several research projects, e.g., photosystem gene regulation by oxygen and light. It also has information on the origin and evolution of bacterial photosynthesis. You can click on an individual topic.

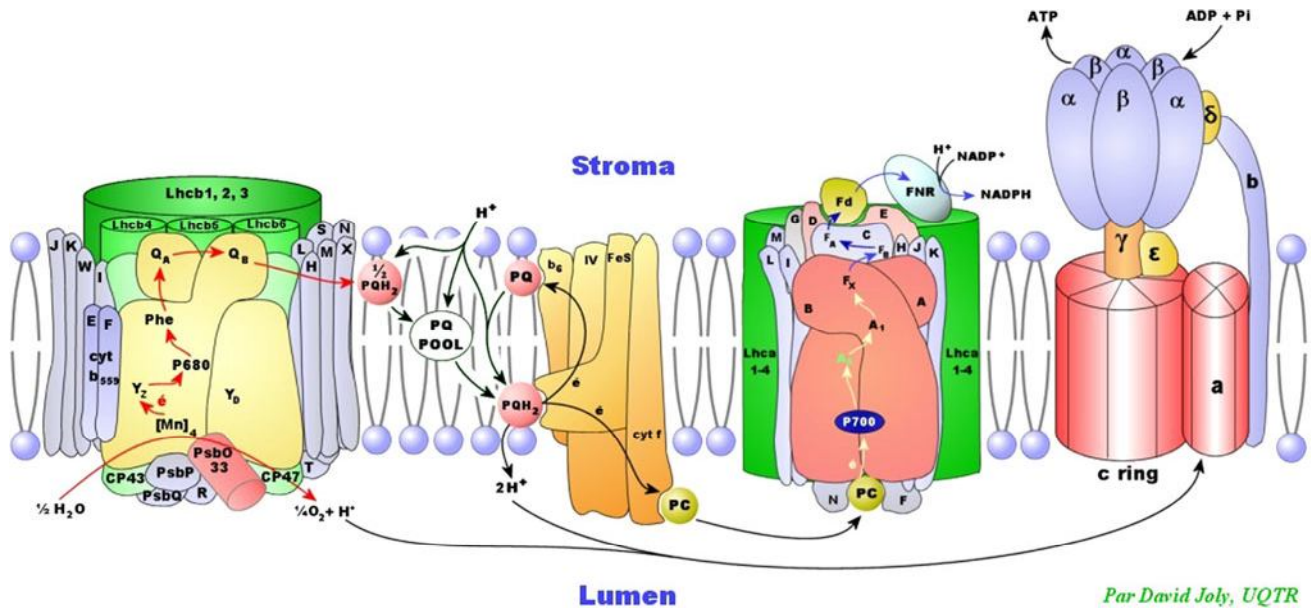


Fig. 6 Electron transfer in the Photosynthetic Membrane from Robert Carpentier’s Web site [http://www.uqtr.ca/labcarpentier/eng/home\\_frames.htm](http://www.uqtr.ca/labcarpentier/eng/home_frames.htm)

“Shedding New Light on the Earth’s Powerstation” from NASA describes the crystallizing of Photosystem I (PSI) on the space shuttle ([http://www.science.nasa.gov/newhome/headlines/msad27jul98\\_1.htm](http://www.science.nasa.gov/newhome/headlines/msad27jul98_1.htm)) and ([http://science.nasa.gov/newhome/headlines/msad10may99\\_1.htm](http://science.nasa.gov/newhome/headlines/msad10may99_1.htm)): it is a technical achievement. A second group of PSI crystallization experiments was destroyed in the re-entry crash of the space shuttle Columbia ([http://www.asu.edu/news/faculty\\_students/shuttle\\_020703.htm](http://www.asu.edu/news/faculty_students/shuttle_020703.htm)).

Both “Photosystem II” (<http://life.illinois.edu/~a-crofts/psiiwork.html>) and “Structure and Function in Photosystem II” (<http://life.illinois.edu/~a-crofts/psiistrc.html>) from Antony Crofts are good sites to learn about Photosystem II. There is some overlap in the two sites.

“Photosystems I + II” from Jim Barber at Imperial College (<http://www.bio.ic.ac.uk/research/barber/index.htm>) shows work being done and the two photosystems in the Barber lab.

“Spinach, Or The Search For The Secret Of Life As We Know It” ([http://www.lbl.gov/Science-Articles/Archive/sb/July-2004/2\\_spinach.html](http://www.lbl.gov/Science-Articles/Archive/sb/July-2004/2_spinach.html)) is a nicely illustrated article in “Science Beat” from the Berkeley Lab that discusses the evolution of the oxygen-evolving complex (Fig. 7).

“Catching some rays: Harnessing the power of photosynthesis” ([http://researchmag.asu.edu/2007/03/catching\\_some\\_rays.html](http://researchmag.asu.edu/2007/03/catching_some_rays.html)) discusses the evolution of Photosystems I and II. X-ray crystallography is used by Petra Fromme to determine the structure of PSI (Fig. 8).

YouTube video: “Light capture by Photosystem I” is at <http://www.youtube.com/watch?v=UsV-PL3dJA0>.

*Cytochromes and cytochrome oxidase*

“Cytochromes” from Scripps (<http://metallo.scripps.edu/promise/CYTOCHROMES.html>) contains chemical structures and descriptions of most of the cytochromes. This site is temporarily hosted by Scripps and may move in the future.

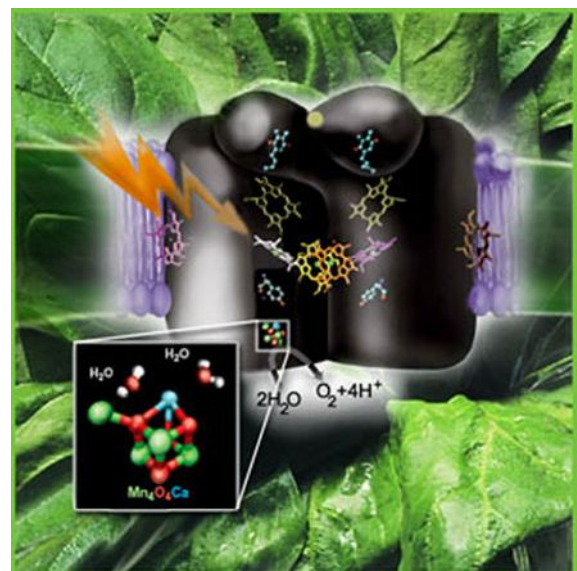
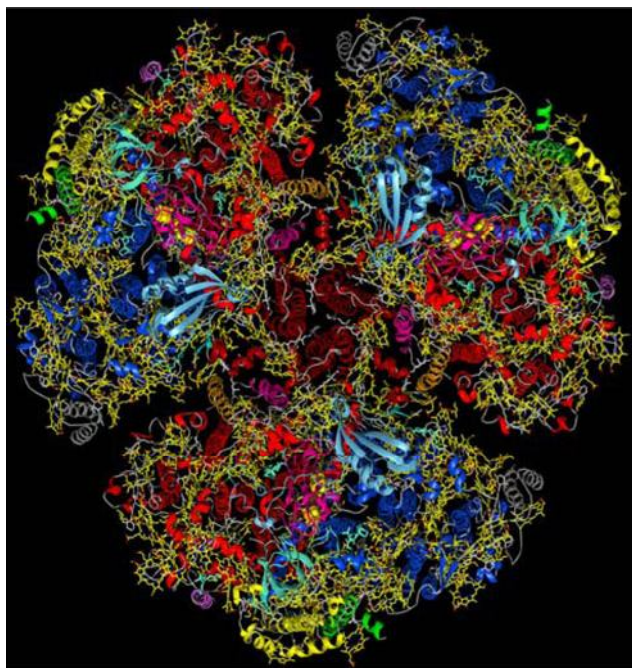


Fig. 7 The oxygen-evolving complex from “Science Beat,” a publication of the Berkeley Lab [http://www.lbl.gov/Science-Articles/Archive/sb/July-2004/2\\_spinach.html](http://www.lbl.gov/Science-Articles/Archive/sb/July-2004/2_spinach.html)



**Fig. 8** Structure of Photosystem I determined using X-ray crystallography in Petra Fromme's lab at Arizona State University

"Models for Cytochrome *c* Biogenesis" site from Washington University at St. Louis (<http://www.biology.wustl.edu/faculty/models.html>) discusses three different systems for the biogenesis of cytochromes *c*.

"Cytochrome *c* Oxidase" site from the Theoretical and Computational Biophysics Group at the University of Illinois at Urbana ([http://www.ks.uiuc.edu/Research/bio\\_ener/cco/](http://www.ks.uiuc.edu/Research/bio_ener/cco/)) has a basic description, and some key references.

"Cytochrome *c* Oxidase" from Scripps (<http://metallo.scripps.edu/promise/COX.html>): it contains chemical structures, a good description, and bibliography.

"The bc<sub>1</sub>-Complex Site" from Antony Crofts at the University of Illinois at Urbana ([http://www.life.illinois.edu/crofts/bc-complex\\_site/index.html](http://www.life.illinois.edu/crofts/bc-complex_site/index.html)) and Ed Berry's Cyt bc page (<http://sb20.lbl.gov/cytbc1/>) contain the structure obtained by Ed Berry's group; Crofts page has links to coordinate data files of structures including that from J. Deisenhofer's group.

"Structure-Function Studies of the Cytochrome *b*<sub>6</sub> Complex" on William Cramer's Web page at Purdue University (<http://www.bio.purdue.edu/people/faculty/index.php?refID=12>): here, you will find an excellent description of this complex.

The University of Arizona has created a very nice interactive site "Cytochrome *c* and Cytochrome *c* Oxidase" with animations and structures that can be accessed from the panel on the right. The structures then appear in the main window and can be manipulated by the user. Very nicely done (<http://www.biochem.arizona.edu/classes/>

[bioc463a/molecular\\_graphics\\_gallery/jmol/cytc\\_music\\_m/cytc.html](http://bioc463a/molecular_graphics_gallery/jmol/cytc_music_m/cytc.html)).

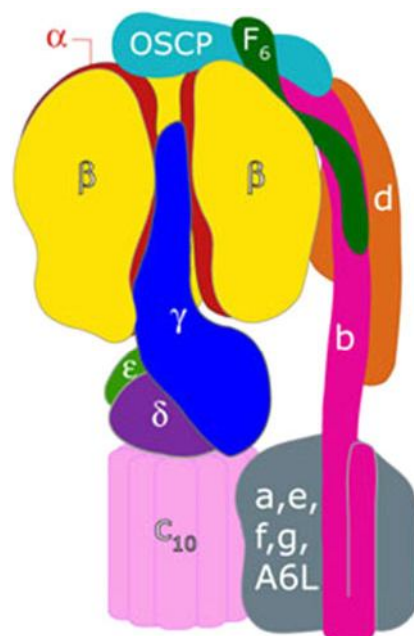
### ATP synthase

"ATP Synthase" by John Walker, the work that won him the Nobel Prize (<http://www.mrc-mbu.cam.ac.uk/research/atp-synthase>): it is a beautiful site with many excellent illustrations and an incredible animation of the ATP synthase ([http://www.mrc-dunn.cam.ac.uk/research/atp\\_synthase/rotarymech.php](http://www.mrc-dunn.cam.ac.uk/research/atp_synthase/rotarymech.php)) and breakdown of the subunits ([http://www.mrc-dunn.cam.ac.uk/research/atp\\_synthase/subunit.php](http://www.mrc-dunn.cam.ac.uk/research/atp_synthase/subunit.php)) (Fig. 9). The rotary mechanism video is also available on YouTube (<http://www.youtube.com/watch?v=J8lhPt6V-yM&feature=related>).

"Animation Movies of ATP Synthase" by Hongyun Wang and George Oster of University of California, Santa Cruz and Berkeley ([http://users.soe.ucsc.edu/~hongwang/Project/ATP\\_synthase/](http://users.soe.ucsc.edu/~hongwang/Project/ATP_synthase/)) are great fun. Enjoy the site and learn from it.

"ATP Synthase," from Antony Crofts at the University of Illinois at Urbana, includes description and crystal structure (<http://www.life.illinois.edu/crofts/bioph354/lect10.html>).

"The Photosynthetic ATP Synthase: Assembly of Hybrid Complexes from Bacterial and Plant Subunits Defines Their Roles in Catalysis" is by the late Zippora Gromet-Elhanan at the Weizmann Institute of Science ([http://www.weizmann.ac.il/Biological\\_Chemistry/scientist/](http://www.weizmann.ac.il/Biological_Chemistry/scientist/)



**Fig. 9** Arrangement of subunits in mitochondrial ATP synthase, from John Walker's Web site ([http://www.mrc-dunn.cam.ac.uk/research/atp\\_synthase/subunit.php](http://www.mrc-dunn.cam.ac.uk/research/atp_synthase/subunit.php))

[Elhanan/elhanan.html](#)). It contains results from her research. (Her obituary appears in *Photosynthesis Research*, volume 96: 117–119.)

“ATP Synthase Sites for Biochemistry” by Sandra L. Jewett contains many good links (<http://www.csun.edu/~hcchm001/wwwatp2.htm>); it has links to several sites containing information on Paul Boyer’s binding change hypothesis and movies of the ATP Synthase. It is highly recommended by the authors.

Video from Dnatube “ATP Synthase Structure and Mechanism” is a good computer animation and explanation of the activity of ATP synthase (<http://www.dnatube.com/video/104/ATP-synthase-structure-and-mechanism>) (3:19 min).

YouTube video “Gradients (ATP Synthases)” from North Dakota State University (<http://www.youtube.com/watch?v=3y1dO4nNaKY>) (3:46 min) is good.

### *C3, C4, and CAM (Crassulacean acid metabolism) pathways*

“C3, C4 and CAM, Regulation of the Activity of Photosynthesis” from Botany Online at the University of Hamburg (<http://www.biologie.uni-hamburg.de/b-online/e24/24b.htm>) includes useful information.

“How Plants Cope with the Desert Climate,” by Mark A. Dimmitt, Arizona-Sonoran Desert Museum ([http://www.desertmuseum.org/programs/succulents\\_adaptation.html](http://www.desertmuseum.org/programs/succulents_adaptation.html)): it is a basic general description of the CAM pathway written for the public. This wonderful site moves around frequently, so a search on its title might be required in the future.

Brad Fiero of Pima Community College presents a brief, easily understood definitions of C3, C4, and CAM photosynthesis ([http://wc.pima.edu/~bfiero/tucsonecology/plants/plants\\_photosynthesis.htm](http://wc.pima.edu/~bfiero/tucsonecology/plants/plants_photosynthesis.htm)): it is highly recommended for students.

The Princeton/Rutgers Environmental Science Institute has posted “Global Warming Influences on C3 and C4 Photosynthesis” which is a workshop on the subject and contains information of possible interest to teachers ([http://www.woodrow.org/teachers/esi/1999/princeton/projects/c3\\_c4/](http://www.woodrow.org/teachers/esi/1999/princeton/projects/c3_c4/)).

Video of George Wolfe discussing “C4 Plants and CAM Plants” is at <http://www.mefedia.com/watch/21777691> (10:48 min).

For fun, see the YouTube video featuring sock puppets doing the “C4 Photosynthesis Rap” (<http://www.youtube.com/watch?v=Ux1eted7nGE>).

### *Chlorophyll fluorescence*

“Chlorophyll Fluorescence and Definitions” from Optisci (<http://www.optisci.com/cf.htm>) is a good introduction to

chlorophyll fluorescence from a commercial company. We wish more companies would post instructive information such as this, besides merely advertising their products.

“Using Chlorophyll Fluorescence to Study Photosynthesis” from the Swiss Federal Institute of Technology, Zurich (ETH) (<http://www.ab.ipw.agrl.ethz.ch/~yfracheb/flex.htm>): it is a fairly good site with many figures and references for students.

“Fluorescence as a Probe of Biological Structure and Function” from Govindjee at UIUC (<http://www.life.illinois.edu/govindjee/biochem494/biochem494a.html>): you will find a bit of history, a basic description of Franck-Condon principle, basics of excitation energy transfer, some references, and a list of books. Date of site is, however, Spring, 1999.

Govindjee has also set up a page for the Kautsky Effect with a QuickTime movie showing the effect (<http://www.life.illinois.edu/govindjee/movkautsky.html>). A QuickTime plug-in is required.

“Chlorophyll fluorescence—a practical guide” (<http://jxb.oxfordjournals.org/cgi/content/full/51/345/659>) is a well-written review article that is available to persons belonging to schools that subscribe to the online version of the *Journal of Experimental Botany*. Those that cannot connect to this site can download the free PDF version (<http://jxb.oxfordjournals.org/cgi/reprint/51/345/659.pdf>).

*Chlorophyll a Fluorescence : A Signature of Photosynthesis*, edited by G. C. Papageorgiou and Govindjee, is now available in softcover as well as an e-book at libraries that subscribe to it. Readers can download free Front Matter of the book, which includes all the colored plates (<http://www.springerlink.com/content/978-1-4020-3217-2>).

### *Herbicides*

“An Introduction to Herbicides” (<http://ipmworld.umn.edu/chapters/whitacreherb.htm>): This site contains structures of many herbicides including Atrazine, Paraquat, Glyphosate, among others. There are also references.

“Photosynthesis Inhibitors” ([http://www.btny.purdue.edu/weedscience/MOA/Photosynthetic\\_Inhibitors/text.html](http://www.btny.purdue.edu/weedscience/MOA/Photosynthetic_Inhibitors/text.html)) from the Department of Botany at Purdue University includes brief descriptions and also time-lapse videos.

“How Herbicides Work” (<http://www.uri.edu/ce/factsheets/sheets/herbicides.html>) from the University of Rhode Island Landscape Horticulture Program is a useful site.

“Herbicide Mode-Of-Action Summary” by M. A. Ross and D. J. Childs of Crop Extension Service of Purdue University (<http://www.ces.purdue.edu/extmedia/WS/WS-23-W.html>) discusses the overall manner in which a herbicide affects a plant at the tissue or cellular level.

“Photosynthesis Inhibitors” from the Sugarbeet Research & Education Board (<http://www.sbreb.org/>

[brochures/herbicide/photo.htm](#)) discusses agricultural use of herbicides.

### *The chloroplast*

“Virtual Cell” is a journey into the workings of the chloroplast, from the Department of Plant Biology at UIUC (<http://www.life.illinois.edu/plantbio/cell/>): This award-winning site by Matej Lexa is indeed a fun site. You can cut, zoom, turn, and really look at the “innards” of the chloroplast.

The American Society for Photobiology has posted “Light and Chloroplast Enzyme Activity” by Peter Schürmann <http://www.photobiology.info/Schurmann.html>.

Wikipedia has a simple article about chloroplasts (<http://en.wikipedia.org/wiki/Chloroplast>).

Claude W. dePamphilis at Penn State University maintains the Chloroplast Genome Database (<http://chloroplast.cbio.psu.edu/>) with links to information of interest to geneticists.

“Biological antennae also need to be tuned...” (<http://personal.rhul.ac.uk/uhba/047/index.htm>) from Enrique Lopez-Juez at the University of London discusses how light and plastid signals regulate leaf and chloroplast development. There are many good photographs of Arabidopsis plants and chloroplast fluorescence and autofluorescence.

Biology 4Kids ([http://www.biology4kids.com/files/cell\\_chloroplast.html](http://www.biology4kids.com/files/cell_chloroplast.html)) has easy to understand explanations and figures suitable for younger students.

FT Exploring is another site suitable for younger students (<http://www.ftexploring.com/photosyn/chloroplast.html>). It has good explanations, gives simple overviews and then much more detailed information for older students.

*Video:* George Wolfe explains “The Origin of Mitochondria and Chloroplasts” (<http://www.5min.com/Video/The-Origin-of-Mitochondria-and-Chloroplasts-150617803>).

*YouTube video:* “Chloroplast” <http://www.youtube.com/watch?v=TQQIarUOz-4>. It is a young student biology group project to make a commercial about a plant cell and they chose the chloroplast to star in a restaurant they call *Le Chloroplaste*.

*YouTube video:* “Bill Nye The Science Guy—Chloroplasts” is not really by Bill Nye, but a fun student bio project featuring cardboard cutouts explaining the structure of chloroplasts (<http://www.youtube.com/watch?v=dax7v711qg0&feature=related>). Wacky fun and sometimes out-of-control.

### *Pigments/carotenoids*

“Photosynthetic Pigments” from the University of California, Berkeley (<http://www.ucmp.berkeley.edu/glossary/>

[gloss3/pigments.html](#)): It is a nice site discussing the three major pigments of plants, algae, and cyanobacteria: chlorophylls, phycobilins, and carotenoids. The site also describes the characteristics of plants and cyanobacteria (there are nice pictures of cyanobacteria and suspensions of some algae).

The International Carotenoid Society (<http://www.carotenoidsociety.org/>) links to the chemical structures of many common carotenoids and articles, as well as its own newsletters.

The Carotenoids Page (<http://dcb-carot.unibe.ch/carotint.htm>) is a beautiful site presented by George Britton. It includes several pages on: Introduction, Occurrence, Structure, and Biosynthesis of Carotenoids, followed by a list of references.

Wikipedia covers several aspects of carotenoids (<http://en.wikipedia.org/wiki/Carotenoid>).

“Nomenclature of Carotenoids” (<http://www.chem.qmul.ac.uk/iupac/carot/>) has the very detailed IUPAC scientific rules for naming carotenoids. Although primarily useful only to specialists, it does give the public a taste for the complexities of naming chemical compounds.

For a 1999 article on a historical perspective on carotenoids in photosynthesis, go to: <http://www.life.illinois.edu/govindjee/papers/CarFin1.html>.

The Linus Pauling Institute at Oregon State University presents “Carotenoids” (<http://lpi.oregonstate.edu/info-center/phytochemicals/carotenoids/>) devoted to the uses of carotenoids in nutrition.

### *Rubisco (ribulose biphosphate carboxylase oxygenase)*

“Rubisco: A First Look at the Mechanism” from the School of Crystallography at Birbeck, University of London ([http://www.scicom.demon.co.uk/RubJmol/Rubisco%20proj/Title\\_Page.html](http://www.scicom.demon.co.uk/RubJmol/Rubisco%20proj/Title_Page.html)): a bit out of date, but it is still a very good site that tells you what Rubisco is, its mechanism of action and provides many useful references. (Note: use the Jmol version as this plug-in is included in Java aware browsers. The Chime versions no longer work.)

Wikipedia has a very good article on Rubisco (<http://en.wikipedia.org/wiki/RuBisCO>). As usual, we would like the readers to read “Calvin cycle” as “Calvin–Benson” cycle.

The discovery of Rubisco is discussed in Vivienne Baillie Gerritsen’s interesting article in Protein Spotlight, “The Plant Kingdom’s Sloth” ([http://www.expasy.org/spotlight/back\\_issues/sptlt038.shtml](http://www.expasy.org/spotlight/back_issues/sptlt038.shtml)).

If you like humorous top 10 lists, check out the “I Love Rubisco” site at <http://www.sabregirl.freesevers.com/rubisco.html>. Our favorite is “#8: Space filling models look kind of like Hortas—(Star Trek (We’re almost as geeky as engineers)).”

### Whole plant photosynthesis and plant stress

Free-Air CO<sub>2</sub> Enrichment Project (FACE) cooperative projects are being set up around the globe to study the impact of carbon dioxide on plants and crops growing in the open environment. A few sites of interest are: The Face Program (<http://www.bnl.gov/face/faceProgram.asp>), USDA-ARS sites in Arizona studying effects on cotton and wheat ([http://www.ars.usda.gov/research/projects/projects.htm?accn\\_no=409185](http://www.ars.usda.gov/research/projects/projects.htm?accn_no=409185)), Australian Savanna FACE (<http://www.cse.csiro.au/research/ras/ozface/index.htm>), EuroFACE (<http://www.unitus.it/euroface/>), and Oakridge: A FACE experiment in a deciduous forest (<http://www.esd.ornl.gov/facilities/ORNLFACE/>). There are many more; the full list is at: [http://public.ornl.gov/face/global\\_face.shtml](http://public.ornl.gov/face/global_face.shtml). SoyFACE (Soybean Free Air Concentration Enrichment) is an innovative facility in Urbana, Illinois, for growing crops under higher levels of carbon dioxide and ozone: <http://soyface.illinois.edu/index.htm>. At that site, the photo in the middle of the top banner is that of two of the leaders there: Steven Long (<http://www.life.illinois.edu/long/>) and Donald R. Ort (<http://www.life.illinois.edu/ort/>).

“Field Photosynthesis Measurement Systems” from New Mexico State University ([http://weather.nmsu.edu/teaching\\_Material/soil698/Student\\_Material/Photosynthesis/](http://weather.nmsu.edu/teaching_Material/soil698/Student_Material/Photosynthesis/)): This site describes LICOR Gas exchange systems and their use for measuring whole plant photosynthesis.

“Plant Stress” from Plantstress.Com (<http://www.plantstress.com/>): The site contains news from various sources that are related to plant stress.

“FIFE Canopy Photosynthesis Rates Data Set Guide Document” is a technical report from Oak Ridge National Laboratory ([http://www-eosdis.ornl.gov/FIFE/Datasets/Vegetation/Canopy\\_Photosynthesis\\_Rates.html](http://www-eosdis.ornl.gov/FIFE/Datasets/Vegetation/Canopy_Photosynthesis_Rates.html)). This site presents details of data on “Canopy Photosynthesis,” collected in 1987 at several sites and revised in 2004.

YouTube video “the Plant That Doesn’t Feel the Cold” from the John Innes centre in Norwich, UK, discusses modifying plants to better deal with temperature stress and climate change ([http://www.youtube.com/watch?v=3KmT5xICaC4&feature=player\\_embedded](http://www.youtube.com/watch?v=3KmT5xICaC4&feature=player_embedded)).

### Bacterial photosynthesis

“Introduction to the Cyanobacteria” [cyanobacteria are oxygenic photosynthesizers] from the University of California, Berkeley (<http://www.ucmp.berkeley.edu/bacteria/cyanointro.html>): it shows two nice photographs of cyanobacteria and gives a short description. Follow the in-text links and you will be rewarded with a great deal of information on the history of cyanobacteria going back more than a billion years. It also includes information on

pigments, how these cyanobacteria changed the very atmosphere we breathe, and led to the existence of plants.

“Purple Non-Sulfur Photosynthetic Bacteria” [these bacteria are anoxygenic photosynthesizers] that supports the Bacteriology 102 course from the University of Wisconsin (<http://www.splammo.net/bact102/102pnsb.html>): it is a good teaching site at undergraduate level. It includes nice photos of bacterial cultures; description of bacteria and the media they are grown in.

The American Society of Photobiology has posted “Bacterial Photosynthesis” by Mike Jones: <http://www.photobiology.info/Jones.html>.

“Chlorobi: Green Sulfur Bacteria” (<http://www.bmb.psu.edu/faculty/bryant/lab/Project/GSB/index.html>) by Don Bryant at Penn State University contains introductory information on the green sulfur bacteria and links to genomic information.

Niels-Ulrik Frigaard at the University of Copenhagen discusses “Molecular Microbial Physiology” (<http://www.bio.ku.dk/nuf/>) with emphasis on the phototrophic sulfur bacteria, cyanobacteria, marine bacteria, and much more.

### Evolution of photosynthesis

“Origin of Microbial Life and Photosynthesis” from Carl Bauer at Indiana University (<http://www.bio.indiana.edu/~bauerlab/origin.html>): The site has a clear text, beautiful evolutionary trees, and the photosynthetic gene cluster of heliobacteria.

“The Manganese-calcium oxide cluster of Photosystem II and its assimilation by the Cyanobacteria” by James D. Johnson (<http://www.chm.bris.ac.uk/motm/oc/motm.htm>) discusses the evolution of the oxygen-evolving complex in bacteria. It is very complete and contains many good illustrations and chemical structures.

“Geobiologists Solve “Catch-22 Problem” Concerning the Rise of Atmospheric Oxygen” ([http://pr.caltech.edu/media/Press\\_Releases/PR12927.html](http://pr.caltech.edu/media/Press_Releases/PR12927.html)) is a news release from Caltech that discusses some puzzles about the early evolution of cyanobacteria and their ability to produce oxygen without poisoning themselves.

“Using the present to inform the past: interpreting potential biomarkers of (an)oxygenic photosynthesis” (<http://mit.edu/dknlab/metabolism.html>) is a discussion of the evolution of photosynthesis from Dianne K. Newman’s lab at MIT.

*Video:* George Wolfe discusses “The Evolution of Photosynthesis” (<http://www.5min.com/Video/The-Evolution-of-Photosynthesis-151426236>), an 11 min lecture from Thinkwell.

*Video:* Dianne K. Newman on “From Rocks to Genes and Back: Stories About the Evolution of Photosynthesis” is a lecture given at an MIT seminar (<http://mitworld.mit.edu/video/496>) (43 min).

*Video:* Paul Falkowski discusses “Electrons, Life and the Evolution of the Oxygen Cycle on Earth” another lecture in the MIT series (<http://mitworld.mit.edu/video/495>) (53:35 min). Falkowski’s talk begins at about the 5 min mark.

Now for something completely different: “An animated depiction of the origins and diversification of oxygenic photosynthesis” done in claymation by Felisa Wolfe-Simon and friends (<http://www.ironlisa.com/claymation.html>).

#### *Photosynthesis and the environment/global climate change*

“The Climate Desk” (<http://theclimatedesk.org/>) is a collaboration of writers from the *Atlantic*, *Grist*, *Mother Jones*, *Wired*, *Slate*, and others. It features reprint articles about the impact of global climate change on humans, the environment, economies, and politics. It also has a FB site: <http://www.facebook.com/theclimatedesk>.

The National Climatic Data Center (NCDC) and National Oceanic and Atmospheric Administration (NOAA) have set up a very good FAQ (Frequently Asked Questions) site for “Global Warming” (<http://www.ncdc.noaa.gov/oa/climate/globalwarming.html>).

The Intergovernmental Panel on Climate Change (IPCC) has set up a site with a great deal of information (<http://www.ipcc.ch/>). There are links to their reports, meetings, figures and much more, including links to the controversies regarding possible errors in the research.

A Wikipedia presentation on “Climate change denial” that is used to describe attempts to downplay the extent of global warming and its impact: [http://en.wikipedia.org/wiki/Climate\\_change\\_denial](http://en.wikipedia.org/wiki/Climate_change_denial).

The iTunes Open University site has set up a section on “Environment, Development and International Studies” which have good sections on “Environmental ethics,” “Energy policy and climate change,” and more. Access to the sites is through the iTunes store via the Internet.

“Greenhouse Gases and Society” by Nick Hopwood and Jordan Cohen from the University of Michigan (<http://www.umich.edu/~gs265/society/greenhouse.htm>) covers many aspects including the Greenhouse Effect, greenhouse gases, effects on the environment and society. It has many good figures.

“The Decade After Tomorrow: Modeling Global Climate Change at Berkeley” (<http://sciencereview.berkeley.edu/articles.php?issue=7&article=greenhouse>) by Kristen DeAnglis discusses work being done at UC-Berkeley. It is a good general article that discusses the problem and its complexities.

The U.S. Environmental Protection Agency (EPA) has a substantial Web site with many good links to discussions of the problem of global warming, climate policy, and useful hints as well as links to other resources (<http://www.epa.gov/climatechange/>).

“RealClimate” (<http://www.realclimate.org/>) is a site for information on climate change information written by working climate scientists. It has sections for beginners and those with more knowledge about climate change issues.

Curious about the Kyoto Protocol? Here is the full text: <http://unfccc.int/resource/docs/convkp/kpeng.html>.

“Tropical Forests and the Greenhouse Effect: A Management Response” by Norman Myers and Thomas J. Goreau (<http://www.ciesin.org/docs/002-163/002-163.html>): It is a 1991 paper; it has text and references, but no figures.

“Photoinhibition in Antarctic Phytoplankton by Ultra-violet-B Radiation in Relation to Column Ozone Values” from NSF’s Office of Polar Programs (<http://www.nsf.gov/od/opp/antarct/ajus/nsf9828/9828html/j1.htm>): it is a short article, has some references, and deals with ozone-related problems. William Calvin, from the University of Washington, presents information about climate change, including his famous lectures, at <http://www.williamcalvin.com/index.html>.

“The Colors of Life” from NASA demonstrates how satellites are tracking photosynthesis in the world’s oceans to determine how well phytoplanktons utilize carbon, [http://www.gsfc.nasa.gov/topstory/20010327colors\\_of\\_life.html](http://www.gsfc.nasa.gov/topstory/20010327colors_of_life.html). It is an excellent site with informative text and nice photos.

*Rhodospseudomonas palustris* ([http://genome.jgi-psf.org/finished\\_microbes/rhopa/rhopa.home.html](http://genome.jgi-psf.org/finished_microbes/rhopa/rhopa.home.html)) is a bacterium with some interesting abilities that may be useful for our environmental future: it can sequester carbon dioxide and can produce hydrogen. A news release from the Ohio State University also discusses this useful bacterium (<http://researchnews.osu.edu/archive/micromet.htm>).

The EPA has a kid’s site on the “Greenhouse Effect” (<http://www.epa.gov/climatechange/kids/greenhouse.html>) with simple explanations and links.

“Teaching Climate Change: Lessons for the Past” from Carleton University (<http://serc.carleton.edu/NAGTWorkshops/climatechange/index.html>) presents a comprehensive list of resources to help understand and teach about climate change at many levels. Highly recommended. They also have a second site “Teaching About Energy in Geoscience Courses” (<http://serc.carleton.edu/NAGTWorkshops/energy/index.html>) that also contains useful links.

*YouTube video:* “Singing Minstrels—Teaching Kids about Climate Change” (<http://www.youtube.com/watch?v=DguUQamkH0A>) 28 min. Environmental educators use music to teach children about climate change.

*Video from the NY Times:* “The Big Melt” (<http://video.nytimes.com/video/playlist/the-big-melt/1194811622279/index.html>) and links. This video series discusses the methods for measuring the Arctic ice sheet, rate of melting and effects on man and the environment.



*Oxygen evolution/oxygen evolving complex/water splitting*

The American Society of Photobiology has posted “Oxygen Evolution” by Charles F. Yocum: <http://www.photobiology.info/YocumOxy.html>.

“The Manganese–Calcium Oxide Cluster of Photosystem II and its Assimilation by the Cyanobacteria” by James D. Johnson covers the evolution of the oxygen evolving complex (<http://www.chm.bris.ac.uk/motm/oec/motm.htm>). It is a very detailed article with many illustrations.

Wikipedia has good articles on “Oxygen evolution” ([http://en.wikipedia.org/wiki/Oxygen\\_evolution](http://en.wikipedia.org/wiki/Oxygen_evolution)).

The National Renewable Energy Laboratory (NREL) also has a good site on “Hydrogen & Fuel Cells Research” ([http://www.nrel.gov/hydrogen/proj\\_production\\_delivery.html](http://www.nrel.gov/hydrogen/proj_production_delivery.html)) that covers many aspects of water splitting, biological, and other.

*Artificial photosynthesis*

The Swedish Consortium for Artificial Photosynthesis (1994–2005) (<http://www.fotomol.uu.se/Forskning/Biomimetics/consortium/index.shtml>) discusses their research goals of using artificial photosynthesis to produce hydrogen.

“Artificial Photosynthesis” by Michael Wasielewski group at Northwestern University (<http://www.chem.northwestern.edu/~wasielew/res/ap.htm>) discusses their work designing an artificial reaction center.

“Energy at the Speed of Light” by Andrew Gathman at Penn State University (<http://www.rps.psu.edu/0009/energy.html>): it is a news item worth reading.

“Theory and Modeling of Biological Nanodevices” by Klaus Schulten at the UIUC (<http://www.foresight.org/Conferences/MNT8/Abstracts/Schulten/>) contains a brief summary of using photosynthesis to develop nanodevices, an area of research that is pushing the envelope of photosynthesis research.

“Reinventing the Leaf” by Philip Ball in Nature: Science Update (<http://www.nature.com/nsu/991007/991007-3.html>): it is a news item worth reading.

“How Artificial Photosynthesis Works” from HowStuffWorks discusses several aspects of artificial photosynthesis in a easy-to-understand manner (<http://science.howstuffworks.com/earth/green-technology/energy-production/artificial-photosynthesis.htm>).

*Bioenergy/biofuels/solar fuel/biomass*

Steve Chu, Secretary US Department of Energy and the Nobel Prize laureate from Lawrence Berkeley lab, writes about the promise of photosynthesis in “Worldwide Energy Crunch: Power to the people—and how to keep it coming” (<http://www.sfgate.com/cgi-bin/article.cgi?f=/c/a/2005/07/17/EDGFVC9JA51.DTL&hw=Steve%2BChu&sn=001&sc=1000>). Steve Chu also has a FB site at <http://www.facebook.com/stevenchu>.

“Renewable Biological Systems for Alternative Sustainable Energy Production” from the Food and Agriculture Organization of the United Nations (<http://www.fao.org/docrep/w7241e/w7241e00.htm#Contents>): the site provides a great deal of basic information with chapters on biological energy production from photosynthetic organisms.

Oakridge National Laboratory has several programs to study bioenergy. A couple of interesting Web pages have some Frequently Asked Questions (<http://bioenergy.ornl.gov/faqs/index.html>) and the bioenergy cycle ([http://bioenergy.ornl.gov/papers/misc/bioenergy\\_cycle.html](http://bioenergy.ornl.gov/papers/misc/bioenergy_cycle.html)).

The Center for Bioenergy and Photosynthesis at ASU contains numerous links to this developing area of research (<http://bioenergy.asu.edu>). The ASU Research Magazine has two articles about recent activities. “Catching some rays: Harnessing the power of photosynthesis” ([http://researchmag.asu.edu/2007/03/catching\\_some\\_rays.html](http://researchmag.asu.edu/2007/03/catching_some_rays.html)) discusses the history and evolution of photosynthesis and its potential to develop sustainable energy sources. “Bacteria for biofuel” ([http://researchmag.asu.edu/2007/03/bacteria\\_for\\_biofuel.html](http://researchmag.asu.edu/2007/03/bacteria_for_biofuel.html)) discusses current projects to develop biofuels from cyanobacteria.

ASU is also the home of the Laboratory for Algae Research and Biotechnology (LARB) (<http://larb.asu.edu/>) run by Milton Sommerfeld and Qiang Hu. Their site contains links to their research, grants, and videos. There is also a good PDF file on biofuels ([http://larb.asu.edu/files/biofuel\\_brochure.pdf](http://larb.asu.edu/files/biofuel_brochure.pdf)).

Michael Seibert at the NREL has written a very good paper on “Applied Photosynthesis for Biofuels Production” (<http://www.photobiology.info/Seibert.html>) that discusses the history and options of the various processes for producing biofuels. It is very comprehensive.

A video from UIUC on the tall grass *Miscanthus* that is a candidate for ethanol production is at [http://news.illinois.edu/slideshows/Miscanthus\\_Yield/index.html](http://news.illinois.edu/slideshows/Miscanthus_Yield/index.html) (Fig. 10).

Molecular Biofuels (<http://www.rsbs.anu.edu.au/biofuels/>) is an Australian Consortium that studies the challenges and possible solutions to the problems of climate change and energy supplies.

Wikipedia has a good entry on “Biological hydrogen production”: [http://en.wikipedia.org/wiki/Biological\\_hydrogen\\_production](http://en.wikipedia.org/wiki/Biological_hydrogen_production).

“Biomass” from the Department of Energy’s Energy Kids site has a good explanation of biomass for K-12 students ([http://tonto.eia.doe.gov/kids/energy.cfm?page=bioenergy\\_home#bioenergy\\_basics](http://tonto.eia.doe.gov/kids/energy.cfm?page=bioenergy_home#bioenergy_basics)).

The US Department of Energy (DoE) has funded a number of EFRC (<http://www.er.doe.gov/bes/EFRC/index.html>) related to photosynthesis and bioenergy. As part of



**Fig. 10** Stephen Long standing in a field of *Miscanthus*, a tall grass being considered for ethanol production ([http://news.illinois.edu/slideshows/Miscanthus\\_Yield/index.html](http://news.illinois.edu/slideshows/Miscanthus_Yield/index.html))

the mandate from the DoE, these sites which are currently under development will post progress reports as well as other important information. These are at the following sites:

University of Delaware: Center for Catalytic Science and Technology: <http://www.che.udel.edu/ccst/>.

Northwestern University: Argonne-Northwestern Solar Energy Research Center (ANSER): <http://www.ansercenter.org/>.

Purdue University: Center for Direct Catalytic Conversion of Biomass to Biofuels (C3Bio): <http://www.purdue.edu/discoverypark/c3bio/index.php>, plus they have a Twitter site: <http://twitter.com/c3bio>.

Donald Danforth Plant Science Center: Center for Advanced Biofuels Systems (CABS): <http://www.danforthcenter.org/cabs/>.

Washington University, St. Louis: Photosynthetic Antenna Research Center (PARC) <http://www.parc.wustl.edu/Welcome.html>. They also have a FB site: <http://www.facebook.com/home.php?ref=home#!/pages/Saint-Louis-MO/PARC-Photosynthetic-Antenna-Research-Center/129382454756?ref=ts>.

Penn State: Center for Lignocellulose structure and formation: <http://www.lignocellulose.org/>.

University of North Carolina at Chapel Hill: Solar Fuels and Next Generation Photovoltaics: <http://www.efrc.unc.edu/index.html>. Artificial Photosynthesis is one of the areas of research for this new center.

The Arizona Solar Center (<http://www.azsolarcenter.org/>) contains a great wealth of information on solar energy activities in Arizona, including information for consumers and the general public.

*Video:* Bruce Bare and Shulin Chen from the University of Washington Denman Forestry Institute present a lecture on “Biomass Processing for Bioenergy and Biofuels” (<http://www.youtube.com/watch?v=iETynlF0w2s>) (57:41 min).

*Video:* Daniel Nocera and Angela Belcher discuss “The Role of New Technologies in a Sustainable Energy Economy,” a long lecture (1 h, 32 min) presented by MIT (<http://mitworld.mit.edu/video/414>). In a second lecture in the MIT series, Nocera discusses “Personalized Energy,” in which he discusses his opinions on a “solution to the energy challenge rests in providing the non-legacy (developing) world a carbon-neutral, sustainable energy supply” (<http://mitworld.mit.edu/video/728>) (1 h, 37 min). An interesting quote (Daniel Nocera) from the Web page is:

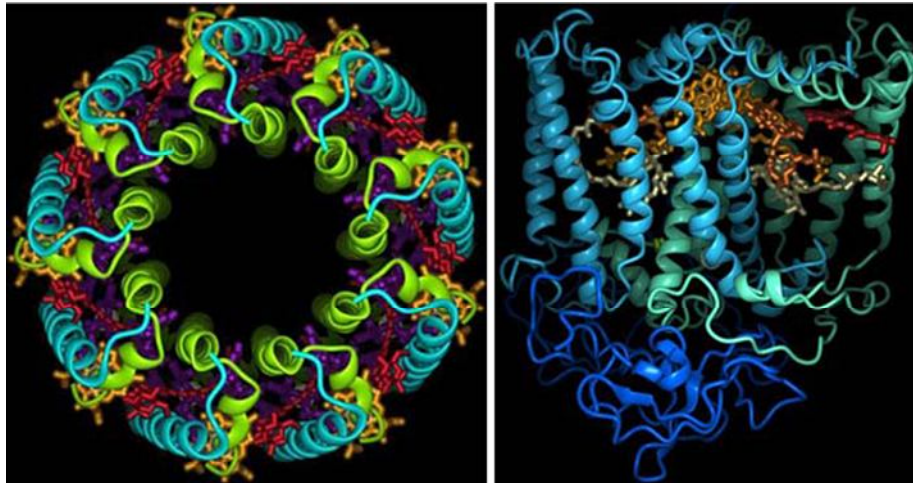
On advice he received from Kurt Vonnegut: He told me, ‘stop worrying about the planet dying. When you have a big organism and you become irritating to it, the immunological system just kicks in and kills the invading organism’. And he assured me that we have just become so irritating to the earth, she’ll just kill us. Which makes me happier. It says that there is something much bigger than us, which we forget about the earth. And she is much more powerful than us. She’ll get rid of us if we don’t take care of her.

#### Individual researcher’s sites

In this section, we list a number of individual sites that we feel are quite well done. We favor sites that are created and maintained by the individuals themselves, not their departments, and which contain detailed research descriptions (not just brief summaries), useful figures, links to other sites, and personal information that help us see the researcher as a person. Many of the sites we have selected may seem a bit simple when first viewed, but their richness is revealed when links (sometimes very subtle due to the playful nature of scientists) are followed. Many more Web sites will be found in the “Nicelist” Web site maintained by one of us (LO) (<http://bioenergy.asu.edu/photosyn/nicelist.html>). All sites are listed alphabetically by the researcher’s last name. We apologize in advance to those we may have missed and will add new links to the online version as we discover them. Feel free to let us know of any amazing sites you create or run across.

**John F. Allen** (<http://queenmaryphotosynthesis.org/~john/index.html>). This site contains much useful information. His older site is at <http://jfa.bio.qmul.ac.uk/~john/webstar/john/index.html>—a deceptively simple site that contains quiet links to many areas of photosynthesis, as well as interesting private places. There are tours; there is animation; and there is music. John Allen was one of the very first photosynthesis researchers to have his own Web site.

**James Barber** (<http://www.bio.ic.ac.uk/research/barber/index.htm>). This site contains well-illustrated pages involving his research on Photosystem II, Photosystem I, and other areas.



**Fig. 11** Structure of Light Harvesting Complex 2, LH2 (*left*) from *Rps. acidophila* strain 10050 and of the reaction center (*right*) from *Rhodobacter sphaeroides*. Source: Richard Cogdell's Web site (<http://www.gla.ac.uk:443/ibls/staff/staff.php?who=PPQled>)

**Carl Bauer** (<http://www.bio.indiana.edu/~bauerlab/>). Pages found here cover photosystem gene expression, evolution of photosynthesis, and more.

**Robert E. Blankenship** (<http://biology4.wustl.edu/faculty/blankenship/>). Interesting lab site with pages describing work on Photosystem I, chlorosomes, the Fenna–Mathews–Olson (FMO) protein, evolution of photosynthesis, and much more. Includes photos (<http://biology4.wustl.edu/faculty/blankenship/images/AlvinTripSummer2000/index.html>) from a dive in the Alvin submersible during which photosynthetic organisms were found living in the depths around volcanic vents! (<http://www.asu.edu/feature/includes/summer05/readmore/photosyn.html>).

**Donald Bryant** (<http://www.bmb.psu.edu/faculty/bryant/bryant.html>) discusses research on structure and function and biogenesis of the photosynthetic apparatus of cyanobacteria and green sulfur bacteria, control of gene expression, and physiology. Most of the details and figures are found by clicking on the link to his lab Web page.

**John M. Cheeseman** (<http://www.life.illinois.edu/cheeseman/main/>). You know that a site that begins with, “Purveyors of Versimilitude and Synthesizers of the Obvious since 1975,” will be fun! Contains links to his research on mangroves, courses on: form and function in higher plants, introduction to plant biology and field ecology. A software program (that you can download) for a multimedia textbook on photosynthesis (by Cheeseman and M. Lexa) is also available at <http://www.life.illinois.edu/cheeseman/photosynthesis/main.html>. And do not forget to check out the links to the “Erratic Crab” where you will learn things like “How much data would a data manager manage if a data manager could get your data?” (<http://www.life.illinois.edu/cheeseman/ecrab/ECv1n2/>).

**Richard J. Cogdell** (<http://www.gla.ac.uk:443/ibls/staff/staff.php?who=PPQled>). Follow the links to a very

rich Web site with incredible images of light-harvesting complex II and the reaction centers (Fig. 11).

**William Cramer** (<http://www.bio.purdue.edu/people/faculty/index.php?refID=12>). Contains good descriptions and figures of work with the structure of cytochrome *b<sub>6</sub>f* complex, cytochrome *f*, and the Rieske iron–sulfur protein.

**Antony Crofts** (<http://www.life.illinois.edu/crofts/ahab/home.html>). This site is a virtual goldmine of information. There is much here on the cytochrome *bc<sub>1</sub>* complex and many other subjects, including many helpful links. It is great fun to watch the movement of the Rieske iron–sulfur protein.

**Charles Dismukes** (<http://www.princeton.edu/~catalase/>). A good site that contains many links to research on photosynthetic water splitting enzyme, manganese catalase, manganese cubane, and paleobiochemistry; it has good figures and discussions.

**Graham Fleming** (<http://www.cchem.berkeley.edu/grfgrp/>). This site contains information on the use of femtosecond spectroscopy to study light-harvesting photosynthetic compounds and many fun photos. The group photo and photos of past and present lab members are always intriguing. Also check out his lab's work on quantum mechanical effects in photosynthesis (<http://www.lbl.gov/Science-Articles/Archive/PBD-quantum-secrets.html>) that adds new ideas and concepts of coherence to the existing energy transfer models.

**Harry Frank** (<http://chemistry.uconn.edu/FrankGroup/index.html>). This site contains several brief descriptions of work on the structure and function of carotenoids; role of xanthophylls in non-photochemical quenching of chlorophyll fluorescence; and electrochemistry of cofactors of photosynthetic reaction centers. There are many fun things here and even a link to the Harry Frank podcast with the good professor on electric guitar (Fig. 12) playing his song



**Fig. 12** Harry Frank: photosynthetic musician, author of “melted carrot” [http://chemistry.uconn.edu/FrankGroup/frank\\_podcast.html](http://chemistry.uconn.edu/FrankGroup/frank_podcast.html)

“melted carrot” as well as great discussion of carotenoids ([http://chemistry.uconn.edu/FrankGroup/frank\\_podcast.html](http://chemistry.uconn.edu/FrankGroup/frank_podcast.html)), and lots more. This is one of our favorite sites for its scientific as well as personal presentations. You can also check out his FB page at <http://www.facebook.com/profile.php?id=1132602120&v=info&ref=name>.

**Petra Fromm** (<http://www.public.asu.edu/~pfromme/index.html>) uses crystallography to study the biophysical chemistry of membrane proteins. Much of her work can be found in links to PDF files.

**John Golbeck** (<http://www.bmb.psu.edu/faculty/golbeck/golbeck.html>). This site contains a great deal of information about Photosystem I. There is also a link to “Photosynthetic Electron Transfer: So Little Time, So Much to Do,” an excellent PDF discussing PSI.

**Govindjee** (<http://www.life.illinois.edu/govindjee/>). This site contains many links to all parts of the photosynthesis universe. There is a nice “Photosynthesis Education” site at [http://www.life.illinois.edu/govindjee/PSed\\_index.htm](http://www.life.illinois.edu/govindjee/PSed_index.htm). Research publications in the areas of primary photochemistry; role of bicarbonate in Photosystem II; chlorophyll *a* fluorescence, among other topics can be found arranged chronologically, as well as according to journals and to topics. Much of his recent work can be found in links to PDF files ([http://www.life.illinois.edu/govindjee/recent\\_papers.htm](http://www.life.illinois.edu/govindjee/recent_papers.htm)). A useful basic educational material is his 1969 book on

Photosynthesis, with E. Rabinowitch (<http://www.life.illinois.edu/govindjee/photosynBook.html>). In August, 2007, he was presented Second ISPR’s Communication Award for his outstanding efforts in communicating basic and advanced information on all aspects of photosynthesis, including history of photosynthesis research, through his lectures, reviews, many edited volumes and his Series (Advances in Photosynthesis and Research). There are photographs of scientists and complete information on Volumes 19–25 of the Advances in Photosynthesis and Respiration.

**Harry B. Gray** is a chemist at Caltech studying how we can use solar energy to power our world. “Harry Gray: Powering the Planet with Solar Fuel” (<http://www.youtube.com/watch?v=fwqVsRLHq24>) is a YouTube video of Harry B. Grays’s hour long presentation on solar fuel. Another YouTube video featuring Harry Gray, “Passion for Science” (<http://www.youtube.com/watch?v=rpJPLptlGVU>) discusses how his interest in pigments led to his solar energy studies. EarthSky’s site (<http://earthsky.org/energy/harry-grays-solar-fuel-cells-will-create-fuel-from-sunlight>) features a link to an 8 min interview that discusses solar energy and artificial photosynthesis. Caltech includes links to two interesting PDF files about Harry, Solar Fuel (<http://eands.caltech.edu/articles/Gray%20Feature.pdf>) and Solar Fuels II: The Quest for the Catalyst (<http://eands.caltech.edu/articles/LXXI2/gray.pdf>).

**Roger Hangarter** (<http://www.bio.indiana.edu/~hangarterlab/>). This site discusses environmental sensory response systems and plant development. It has Plants-in-Motion time-lapse movies; has information on Arabidopsis and links to Arabidopsis data bases; and has laboratory exercises for teaching plant growth and motion from elementary schools through college. Although not directly related to photosynthesis, it is a fun site. See for yourself. [Hint: check out the really weird Conehead saga at the Prymaat Files (<http://www.bio.indiana.edu/~hangarterlab/otherstuff/prymatfiles/prymatmain.html>)]

**Kazuhiro Hashimoto** (<http://www.light.t.u-tokyo.ac.jp/english/index.htm>). This site contains information on artificial photosynthesis, photocatalysis, and environmental issues featuring solar technologies.

**Warwick Hillier** ([http://www.rsbs.anu.edu.au/ResearchGroups/PBE/Profiles/Warwick\\_Hillier/](http://www.rsbs.anu.edu.au/ResearchGroups/PBE/Profiles/Warwick_Hillier/)). This site has links to the following nice sites: Oxygen ([http://www.rsbs.anu.edu.au/O2/O2\\_Home.htm](http://www.rsbs.anu.edu.au/O2/O2_Home.htm)), Molecular Biofuels (<http://www.rsbs.anu.edu.au/biofuels/>), and Biomolecular Spectroscopy (<http://www.rsbs.anu.edu.au/Products&Services/BioSpec/>).

**Alfred R. Holzwarth** ([http://www.mpi-muelheim.mpg.de/mpistr\\_holzwarth.html](http://www.mpi-muelheim.mpg.de/mpistr_holzwarth.html)). This site contains information on artificial photosynthesis, Photosystems I & II, antenna systems, and more.

**Stephen Long** (<http://www.life.illinois.edu/long/index.html>). This site contains much information on alternative fuels and crops (<http://www.life.illinois.edu/long/Media.html>) and links to other projects such as SoyFACE (<http://soyface.illinois.edu/index.htm>) and WIMOVAC (<http://www.life.illinois.edu/plantbio/wimovac/>), projects studying environmental factors that might influence climate change. Figure 10 shows Long standing in a field of *Miscanthus*.

**Wolfgang Lubitz** ([http://ewww.mpi-muelheim.mpg.de/bac/mitarbeiter/lubitz/lubitz\\_en.php](http://ewww.mpi-muelheim.mpg.de/bac/mitarbeiter/lubitz/lubitz_en.php)). His site contains much information on hydrogenase, water oxidase, photosynthesis and various types of equipment and techniques for studying biophysical chemistry.

**Anastasios Melis** (<http://epmb.berkeley.edu/facPage/dispFP.php?I=25>) studies green algae for photosynthetic production of hydrogen and hydrocarbon biofuels.

**Sabeeha Merchant** (<http://www.chem.ucla.edu/dept/Faculty/merchant/index.html>). Merchant has a wonderful site on “Biochemistry of Molecular Genetics and Metal Metabolism”; it has publication lists since her PhD days, but more importantly many of her papers on cytochromes and plastocyanin and a major review are available in PDF files. We find her “Useful Links” very useful indeed. They include research resources, companies, composition (that has the famous “The Elements of Style” by William Strunk on line, loved by us), dictionaries, on-line journals, and genome databases. There are also many, many photos of students, colleagues and meetings.

**Kenneth R. Miller** (<http://www.millerandlevine.com/km/index.html>) from Brown University. Structure and function in biological membranes is the theme of research at this site. There is an interesting essay on “Life’s Grand Design” (<http://www.millerandlevine.com/km/evol/lgd/index.html>); and a link to an interesting article in *Discover* on the perils and pitfalls of life with a Y chromosome (<http://discovermagazine.com/1995/feb/whitherthey470>) that both of the editors needed to read! The site also contains information on beautiful biology text books by Miller and Joseph Levine. He has also become a well-known media supporter of evolution and critic of intelligent design and there is even a link to his appearance on the television show, the Colbert Report! (<http://www.colbertnation.com/the-colbert-report-videos/173859/june-16-2008/kenneth-miller>). “The collapse of intelligent design, will the next monkey trial be in Ohio?” is Miller’s 2 h lecture (that begins, interestingly, with a prayer) in which he rips apart Intelligent Design (<http://www.youtube.com/watch?v=JVRsWAjvQSG&feature=related>).

**Thomas A. Moore** (<http://bioenergy.asu.edu/faculty/tmoore/>) is the director of the ASU Center for Bioenergy and Photosynthesis. Besides the usual description of his

research interests, the site includes information about climate change and essays about the importance of taking immediate action. There are also side trips to more personal areas such as Texas Blues music and South America.

**Jon Nield** at the Imperial College, London (<http://www.queenmaryphotosynthesis.org/nield/>) has an incredibly rich site that covers the major protein complexes involved in photosynthesis. There are numerous discussions and incredible figures. For example, on his site you can click on any part of the complete structure (Fig. 13) (<http://n56-217.sbc.sqmul.ac.uk/nield/psIIimages/oxygenicphotosynthmodel.html>) and it will jump to a drawing of the individual complex with links to the various subunits. Wonderful. Even more downloads and information is available at <http://www.queenmaryphotosynthesis.org/nield/downloads.html>.

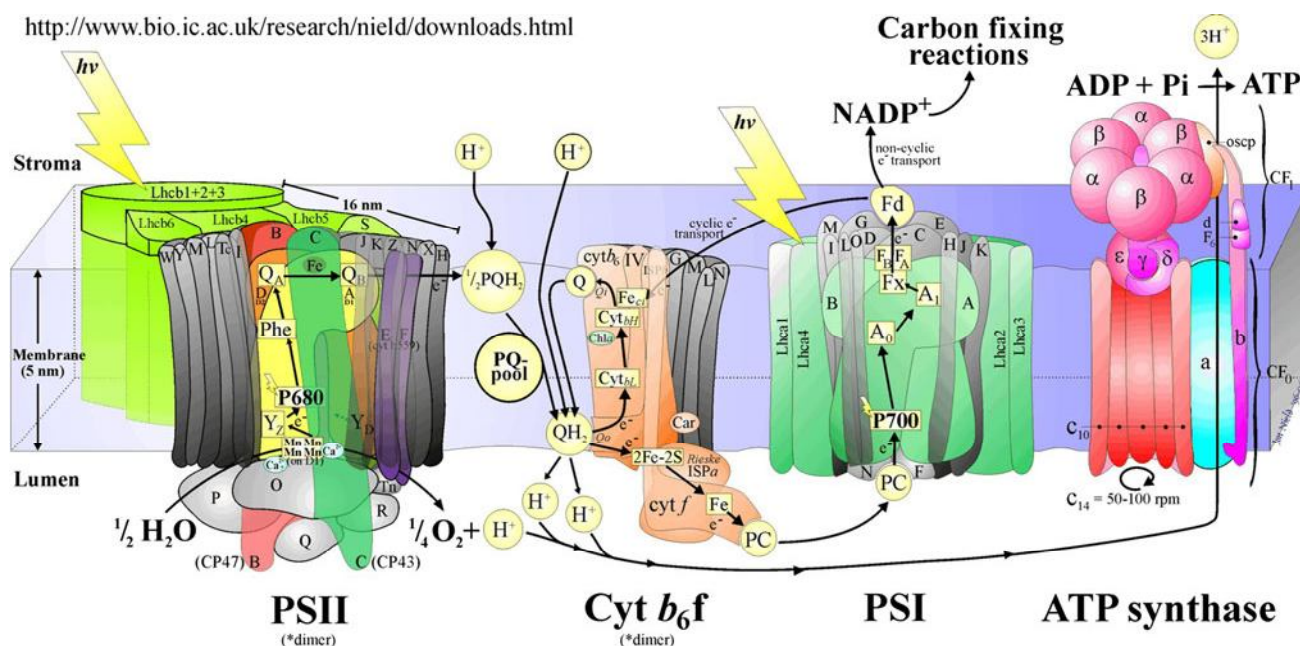
**Daniel Nocera** at MIT (<http://web.mit.edu/chemistry/dgn/www/>) is concerned with a number of research projects including “Molecular Chemistry of Renewable Energy” ([http://web.mit.edu/chemistry/dgn/www/research/e\\_conversion.html](http://web.mit.edu/chemistry/dgn/www/research/e_conversion.html)) and “Proton-Coupled Electron Transfer” (<http://web.mit.edu/chemistry/dgn/www/research/pcet2.html>). Wikipedia also has an article about Nocera ([http://en.wikipedia.org/wiki/Daniel\\_G.\\_Nocera](http://en.wikipedia.org/wiki/Daniel_G._Nocera)) and he was picked as one of the Time 100 in 2009 ([http://www.time.com/time/specials/packages/article/0,28804,1894410\\_1893209\\_1893470,00.html](http://www.time.com/time/specials/packages/article/0,28804,1894410_1893209_1893470,00.html)).

**Donald Ort** (<http://www.life.illinois.edu/ort/index.html>). The site describes the strategies used by his laboratory on “Molecular biochemical basis for environmental effects on photosynthesis and photosynthetic energy transduction.” There is information on the possibilities of growing crops under future conditions of global change and links to his work at the USDA/ARS Photosynthesis Research Unit.

**Himadri Pakrasi** (<http://www.sysbio.wustl.edu/pakrasi/>). This site opens with nice photographs on the first page; there are links to the Projects, Publications, and other useful links.

**Greg Scholes** ([http://www.chem.utoronto.ca/staff/SCHOLES/scholes\\_home.html](http://www.chem.utoronto.ca/staff/SCHOLES/scholes_home.html)). The Scholes Group Research site covers quantum mechanics in photosynthesis energy transfer and nanoscale systems. It contains summaries of their work and links to journals and popular magazines that have featured their work. The lab’s personnel section contains some cute personalized cartoons of the members.

**Steve Theg** (<http://www-plb.ucdavis.edu/labs/theg/>). The theme is transport of proteins across biological membranes and their assembly into larger multimeric complexes. It is nice to see that site’s background is full of leaves, where photosynthesis takes place. Recent publications are listed in an elegant manner along with the photos of the cover pages of the journal; some are available as PDF files. An interesting text by Steve Theg is: “Are you a cell biologist, a



**Fig. 13** The major protein structures from Jon Nield's site: <http://www.queenmaryphotosynthesis.org/nield/psIIimages/oxygenicphotosynthmodel.html>

biochemist or a geneticist?" (<http://www-plb.ucdavis.edu/labs/theq/cartoon.htm>). The site provides links to on-line journals, resources, databases, software, and dictionary.

**Elaine Tobin** (<http://www.mcdb.ucla.edu/Faculty/TOBIN/tobin.html>). The theme here is phytochrome-regulated developmental processes, particularly of circadian clock in *Arabidopsis*. On the emotional side, you can see Philip Thornber's Memorial bench and its description by Alan Paulson (<http://www.mcdb.ucla.edu/Research/Tobin/bench.html>).

**Wim F. J. Vermaas** (<http://bioenergy.asu.edu/photosyn/faculty/vermaas.html>). The theme is the molecular genetics of photosynthetic proteins. Wim studies structure, function, and assembly of photosynthetic proteins by genetic engineering. Recent publication list up to 1999 is available. Also, you can read "An Introduction to Photosynthesis and its Application," published in World & I in 1998 (<http://bioenergy.asu.edu/photosyn/education/photointro.html>). His link to one of the courses he teaches opens into his incredibly rich site on genetics and society: [http://bioenergy.asu.edu/photosyn/courses/BIO\\_343/default.html](http://bioenergy.asu.edu/photosyn/courses/BIO_343/default.html). ASU has also posted a video of Wim Vermaas discussing his new ARPA-E grant for utilizing cyanobacteria for solar biofuel production (<http://researchstories.asu.edu/videos/cyanobacteria-solar-fuel>).

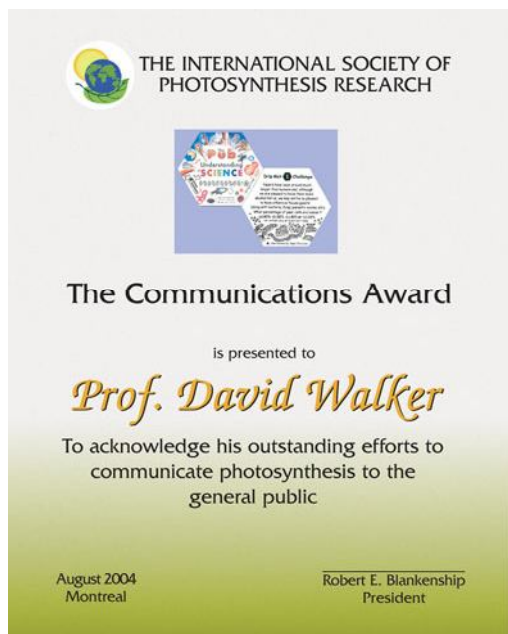
**Elizabeth Vierling** (<http://www.biochem.arizona.edu/vierling/>). The theme is "heat-shock proteins"; as molecular chaperones; during seed development; in *Arabidopsis*; and in *Synechocystis*. A list of publications organized by subject is also available.

**David Alan Walker** is a "retired" professor of photosynthesis who is producing some very interesting books and other items related to photosynthesis filled with humor and good illustrations (<http://www.dawalker.staff.shef.ac.uk/daw/home/index.htm>). His books appear in the section on "Books" later on in this review. In August, 2004, he was presented The First Communication Award of the ISPR (Fig. 14) for his outstanding efforts to help communicate information about photosynthesis to the general public.

**Michael R. Wasielewski** (<http://www.chem.northwestern.edu/~wasielew/research.htm>). There is good information and links here for photo-induced electron transfer, artificial photosynthesis, and molecular electronics, among others.

**Felisa Wolfe-Simon** (<http://www.ironlisa.com/>) is an interesting site by a younger scientist studying the co-evolution of life on earth. She has links to her research, a podcast, a claymation presentation, and a great deal of personal information, including photos, that are not normally found on such sites. There are photos of her with many other scientists, including Govindjee whom she describes as one of her heroes. We applaud sites such as these as they go beyond the mere presentation of science and help put a human face on the scientist.

**Neal Woodbury** (<http://www.public.asu.edu/~laserweb/woodbury/woodbury.htm>). The theme is "Molecular dynamics and mechanisms in protein mediated chemical reactions." Molecular level control of reaction mechanisms by protein structure is studied. Both antenna and reaction



**Fig. 14** David Walker's International Society of Photosynthesis Research (ISPR)'s Communication Award for his outstanding efforts to help communicate information about photosynthesis to the general public (<http://www.dawalker.staff.shef.ac.uk/daw/home/index.htm>). Walker had received the First ISPR's Communication Award in 2004. The second ISPR's Communication Award in 2007 was given to one of us (G) in Glasgow, UK, by President Eva-Mari Aro 'To acknowledge his outstanding contributions to public understanding of photosynthesis'. See photographs of this and other events at <http://www.sebiology.org/publications/Bulletin/October07/PS07.html>

centers of photosynthetic bacteria are used. Ultrafast spectroscopy and hole burning methods are used.

**Charles F. Yocum** (<http://www.biology.lsa.umich.edu/research/labs/cyocum/>). The theme is biochemistry of Photosystem II and oxygen evolution. The site has a complete lecture (with figures) entitled "Light, Life and Photosynthesis: How Plants make Oxygen." You will find it at <http://www.biology.lsa.umich.edu/research/labs/cyocum/files/lecture/CPROFLECT1.htm>.

### Educational sites for educators and students

Of course, all of the Web sites discussed thus far can be used for educational purposes, but there are some that are primarily aimed toward students and educators. Also included is a list of sites that contain science experiments involving photosynthesis. Some books that may be useful are listed in the section on books and journals.

We feel that it is important that all students (and their teachers) be aware of the complexity of the Internet and the Web pages that appear there. Perhaps one of the best tutorials on this is from the University of California, Berkeley (<http://www.lib.berkeley.edu/TeachingLib/Guides/Internet/>

[Evaluate.html](#)). It is a very detailed article that helps users analyze Web pages and help determine which ones are more valid than others. A very important site!

### Educational sites

One of the best sites is the ASU Center for Bioenergy and Photosynthesis. It contains an entire educational area for information about photosynthesis ranked by appropriate age groups (<http://bioenergy.asu.edu/photosyn/education/learn.html>). This site is maintained by one of us (LO) and is revised frequently.

A project by one of the authors (G) lists photosynthesis educational links at different levels (<http://www.life.illinois.edu/govindjee/linksPSed.htm>).

Photosynthesis is used as an example in teaching science as a language. This article from Stanford News Service explains how teaching concepts using everyday words and then introducing complex terms such as "photosynthesis" may speed learning in some groups: <http://news-service.stanford.edu/news/2008/august20/teachsci-082008.html>.

Flying Turtle.org has a very good page that explains photosynthesis in a creative and easily understood manner. The entire site is quite humorous and we recommend it highly (<http://www.ftexploring.com/photosyn/photosynth.html>).

Devens Gust at ASU has written an important essay, "Why Study Photosynthesis," which instead of explaining the workings of photosynthesis, tells why it is so important to the world. He shows how students can use photosynthesis as a means to learn about many areas that may not seem to be linked to photosynthesis (<http://bioenergy.asu.edu/photosyn/study.html>).

Newton's Apple, a show that originally appeared on Public Broadcasting Service (PBS), has now moved to Twin Cities Public Television and has a good introduction to photosynthesis to young readers (<http://www.newtonsapple.tv/TeacherGuide.php?id=915>) and even the entire video from the original show (<http://www.newtonsapple.tv/video.php?id=915>).

A sample from the "National Science Education Standards" regarding photosynthesis may be found at <http://www.nap.edu/readingroom/books/nses/html/photo6e.html>.

Science Made Simple, a service available by subscription, has many items of interest to teachers, including the very popular "Why Do Leaves Change Color in the Fall?" which is available as a free sample on their Web site (<http://www.sciencemadesimple.com/leaves.html>).

Kapi'olani Community College has a nice site for Oxidation/Reduction which is important to all life processes, not just photosynthesis (<http://library.kcc.hawaii.edu/external/chemistry/>). It also has a link to its section on photosynthesis equations (<http://library.kcc.hawaii.edu/>

[external/chemistry/everyday\\_photosyn.html](http://external/chemistry/everyday_photosyn.html)). <http://hdgc.epp.cmu.edu/teachersguide/teachersguide.htm> is a “Teachers’ Guide to High Quality Educational Materials on Climate Change and Global Warming.” It also contains information about the climate change controversy and links to other sites.

The U.S. Energy Information Administration of the Department of Energy is responsible for “Energy Kids” (<http://tonto.eia.doe.gov/kids/>). It contains good introductions to many solar energy subjects such as biomass, bio-fuels, hydrogen, and non-biological energy. It also has links to games, calculators, and puzzles. This is an excellent site for students and teachers to roam around in and has a number of solar energy lesson plans for teachers.

The Massachusetts Institute of Technology offers free courses in photosynthesis. “Photosynthesis: Life from Light” (<http://ocw.mit.edu/courses/biology/7-343-photosynthesis-life-from-light-fall-2006/>) is an undergraduate-level course. The site links to all the necessary course materials, some of which are available directly online and PDFs that must be downloaded. Videos are available as iTunes links or YouTube videos. Note that the course is for personal education and review, no course credit is granted. MIT also offers a series of photosynthesis videos and course notes geared toward high school students taking Advanced Placement (AP) biology courses (<http://ocw.mit.edu/high-school/biology/cellular-enenergetics/photosynthesis/>).

For fun, we recommend the Z-Scheme videos by the Ohio State Football team. There are two versions: (A) is at <http://www.youtube.com/watch?v=XsZIPeT3D10&url=> and (B) is at <http://www.youtube.com/watch?v=OnvUYLvInWE&mode=related&search=>.

#### Lesson plans for schools

Lesson plans posted at various schools often disappear at the end of the academic year. Please let Larry Orr ([larry.orr@asu.edu](mailto:larry.orr@asu.edu)) know if any lesson plan links are broken, moved, or if you know of any that are not listed.

“Purification v. Population: Green v. Gray The Plant Kingdom’s Impact on Air,” by Maureen Taylor-French, Quality, Yale-New Haven Teachers Institute (<http://www.yale.edu/ynhti/curriculum/units/2000/6/00.06.04.x.html>).

“How Do Plants Get Energy?” from Teacher’s Domain and WGBH ([http://www.teachersdomain.org/resources/tdc02/sci/life/oate/lp\\_plantfood/index.html](http://www.teachersdomain.org/resources/tdc02/sci/life/oate/lp_plantfood/index.html)) contains links to NOVA movies and other resources. Free registration is required.

“Carbon: Is Too Much Of A Good Thing Bad?” by George Y. Durrett (grades 6–8) (<http://www.lpb.org/education/classroom/itv/envirotracklebox/nttfiles/6gdCarbon.html>).

“Do Plants Need Sunlight?” from Reach Out (grades 1–6) ([http://www.reachoutmichigan.org/funexperiments/age\\_subject/lessons/sunlight.html](http://www.reachoutmichigan.org/funexperiments/age_subject/lessons/sunlight.html)).

Nelida Boreale provides a lesson plan for “Photosynthesis and Transpiration” for grades 5–8 (<http://www.cbv.ns.ca/sstudies/science/sci1.html>). Also see another site at <http://askeric.org/cgi-bin/printlessons.cgi/Virtual/Lessons/Science/Botany/BOT0046.html>.

National Geographic Xpeditions presents: “Photosynthesis, Trees, and the Greenhouse Effect” ([http://www.nationalgeographic.com/xpeditions/lessons/08/g68/brainpop\\_photo.html](http://www.nationalgeographic.com/xpeditions/lessons/08/g68/brainpop_photo.html)).

Teaching Today lesson plan on “Photosynthesis: Understanding the role of plant pigments in photosynthesis” ([http://teachingtoday.glencoe.com/lessonplans/photo\\_synthesis](http://teachingtoday.glencoe.com/lessonplans/photo_synthesis)).

Discovery Education features: “Yummy Plant Parts,” a lesson plan that helps students understand plants and why they are important (<http://school.discoveryeducation.com/lessonplans/programs/plantparts/>).

From Wales, UK: “Plants need light and water to grow” ([http://www.ngfl-cymru.org.uk/vtc/plants\\_light\\_water\\_to\\_grow/eng/Introduction/Default.htm](http://www.ngfl-cymru.org.uk/vtc/plants_light_water_to_grow/eng/Introduction/Default.htm)). It contains easy interactive lessons, teachers’ notes, and links to worksheets in MS Word format.

“A World Without Photosynthesis???” Fourth grade project lesson plan: <http://chalk.richmond.edu/education/projects/webquests/photosynthesis/>. It includes an interesting lesson with separate pages for students and teachers.

As mentioned earlier, “Energy Kids” has a number of solar energy lesson plans organized by age groups (primary, elementary, intermediate, and secondary) <http://tonto.eia.doe.gov/kids/energy.cfm?page=Plans>.

Proteacher.org lists a number of brief suggestions to aid in teaching elementary school students about photosynthesis ([http://www.proteacher.org/c/947\\_Photosynthesis.html](http://www.proteacher.org/c/947_Photosynthesis.html)).

Nelida Boreale has developed a lesson plan involving a 1978 simple experiment for “Photosynthesis and Transpiration” 1979 ([http://askeric.org/cgi-bin/printlessons.cgi/Virtual/Lessons/1980\\_Science/Botany/BOT0046.html](http://askeric.org/cgi-bin/printlessons.cgi/Virtual/Lessons/1980_Science/Botany/BOT0046.html)).

#### Experiments on the web for schools

There are many Web sites detailing experiments that can be carried out in the classroom to show various aspects of photosynthesis. Some of the sites offer very simple experiments, while others are somewhat more involved.

The Russian space station Mir may be gone, but NASA has posted “Activity #1 Shuttle/Mir Seed Germination Activity” that explores hydroponics, photosynthesis and seed germination (<http://quest.arc.nasa.gov/smores/teachers/act1.html>), duplicating some of the experiments done on Mir.



Richard G. Steane has a number of experiments involving starch and Geraniums at the Web site for “Experiments to Show the Factors Required in Photosynthesis (2)—Light and Carbon Dioxide” (<http://www.biopics.co.uk/plants/psfac2.html>). The same site has a section with experiments on “Chlorophyll” in the plant Zebrina (<http://www.biopics.co.uk/plants/psfac1.html>).

C. Ford Morishita has a Web site involving starch pictures on leaves, “Photosynthetic Pictures Are Worth More Than a Thousand Words” ([http://www.accessexcellence.org/AE/AEC/AEF/1996/morishita\\_pictures.html](http://www.accessexcellence.org/AE/AEC/AEF/1996/morishita_pictures.html)).

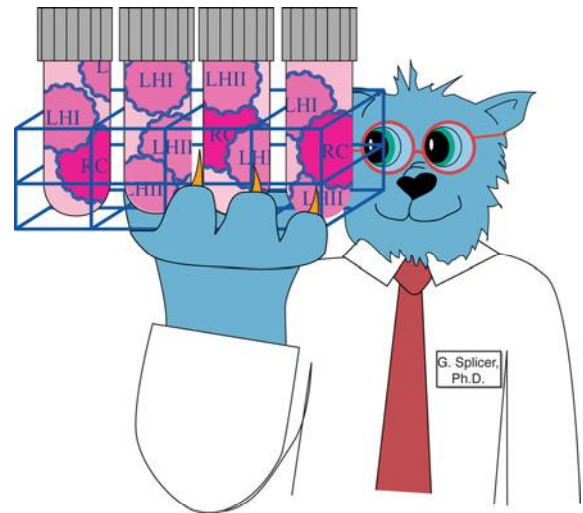
The Science and Plants for Schools (SAPS) organization has a site on “The response of leaf discs from sun and shade plants to green light” (<http://www-saps.plantsci.cam.ac.uk/worksheets/scotland/sunshade.htm>). SAPS also has a site for “Photosynthesis... using algae wrapped in jelly balls” (<http://www-saps.plantsci.cam.ac.uk/worksheets/ssheets/ssheet23.htm>). It also provides instructions for ordering a “Photosynthesis Kit” ([http://www-saps.plantsci.cam.ac.uk/workshop\\_photo.htm](http://www-saps.plantsci.cam.ac.uk/workshop_photo.htm)).

A high school level lab on “Photosynthesis, Respiration, and the ATP–ADP Cycle” has been written by Clovis O. Price Jr. (<http://www.iit.edu/~smile/bi9614.html>), in which beans are used to represent the various atoms involved in the photosynthesis process and are pasted on posters. Models are to be made using carved sponges. Finally, students are to use tennis balls to demonstrate the ATP–ADP cycle.

Access Excellence has a couple of interesting experiments using Elodea and other organisms. James Linhares offers “A Constructivist Version of the Snail & Elodea Lab,” ([http://www.accessexcellence.com/AE/AEC/AEF/1996/linhares\\_lab.html](http://www.accessexcellence.com/AE/AEC/AEF/1996/linhares_lab.html)). A similar lab has been written by Bob Culler, “Mussel Your Way Through Photosynthesis,” which uses zebra mussels and Elodea in a project suitable for grades 9 and 10 ([http://www.accessexcellence.com/AE/AEC/AEF/1995/culler\\_photo.html](http://www.accessexcellence.com/AE/AEC/AEF/1995/culler_photo.html)).

There are several other sites with lab experiments that use the common aquarium plant Elodea. Although the procedures are very similar, the lessons are written with slightly different perspectives and age groups in mind. Michael Gregory at SUNY-Clinton (<http://faculty.clin.toncc.suny.edu/faculty/Michael.Gregory/files/Bio%20101/Bio%20101%20Laboratory/Photosynthesis/Photosynthesis.htm>) has experiments using Elodea to show photosynthesis using pH probes and chromatography. These experiments are intended for a school lab and cannot be done at home due to the equipment and solvents used. A lesson has been written by Karen F. Adams of Burnside Scholastic Academy in Chicago (<http://www.iit.edu/~smile/bi9201.html>); it involves counting bubbles of gas given off by Elodea.

“Photosynthesis and Chromatography of Its Pigments” (<http://www.science-projects.com/PhotosynthPigments.htm>)



**Fig. 15** Dr. Splicer prepares a virtual experiment at [http://bioenergy.asu.edu/photosyn/education/experiments/protein\\_exp/cover.htm](http://bioenergy.asu.edu/photosyn/education/experiments/protein_exp/cover.htm)

is a relatively simple experiment involving paper chromatography.

Neal Woodbury from ASU has set up a “Virtual Experiment” which uses mutant bacteria to discover which proteins are necessary for photosynthesis (Fig. 15). A virtual experiment is one in which the student follows a lab procedure on the computer screen rather than in a wet lab; you juggle genes! Just like in the lab, the student has to correctly perform the parts of the experiment or it fails ([http://bioenergy.asu.edu/photosyn/education/experiments/protein\\_exp/cover.htm](http://bioenergy.asu.edu/photosyn/education/experiments/protein_exp/cover.htm)).

Inexpensive kits that contain the algae required for the experiments can be purchased from Duke University via the Chlamydomonas Center (<http://www.chlamy.org/strains/projects.html>).

A few videos of experiments are beginning to appear, though the quality is typically not very good. We hope that as more teachers become comfortable with video cameras and the Web they will post better experiments.

*Video:* “Photosynthesis Syringe Experiment Year 8” shows oxygen production from discs cut from spinach leaves (<http://www.youtube.com/watch?v=MqutlhJ69IE>).

*Video:* “Photosynthesis Under Water” (<http://www.youtube.com/watch?v=npFOKeH9hlU&feature=related>) shows oxygen production controlled by light.

Knowledge/search sites, student and classroom videos/social networks

**Knowledge/search sites** are ever expanding sites dedicated to finding and publishing information about everything, not single subjects. They can be thought of as online encyclopedias or a rudimentary *Hitchhiker’s Guide to the Galaxy*.

**Wikipedia: the Free Encyclopedia** ([http://en.wikipedia.org/wiki/Main\\_Page](http://en.wikipedia.org/wiki/Main_Page)) is a great, and controversial, experiment in the communal creation and editing of a public reference source. It is now huge and is a major information source for students, teachers, and the general public—even scientists! Its strengths are: it covers everything, especially modern cultural matters, but is also quite good at science and historical material in many areas; it is available in almost all modern languages. Its weaknesses are: lightness in the coverage of some areas; errors that are introduced by the public editors; bias in some of the articles; occasional hacks and deliberate misinformation being introduced temporarily until removed by others. On the whole it is a good source of information as long as the user is aware of its strengths and weaknesses. Both of the authors of this article have participated in its creation and editing although others have often changed our entries, sometimes leading to frustration. Some good areas to check:

<http://en.wikipedia.org/wiki/Photosynthesis>  
[http://en.wikipedia.org/wiki/Photosystem\\_II](http://en.wikipedia.org/wiki/Photosystem_II)  
[http://en.wikipedia.org/wiki/Photosystem\\_I](http://en.wikipedia.org/wiki/Photosystem_I)  
[http://en.wikipedia.org/wiki/ATP\\_synthase](http://en.wikipedia.org/wiki/ATP_synthase)  
<http://en.wikipedia.org/wiki/Chlorophyll>  
[http://en.wikipedia.org/wiki/Biofuel\\_from\\_algae](http://en.wikipedia.org/wiki/Biofuel_from_algae)  
[http://en.wikipedia.org/wiki/Global\\_warming](http://en.wikipedia.org/wiki/Global_warming) [a hotspot for editorial controversies and discussion]

**eHow** (<http://www.ehow.com/>) advertises “How to do just about everything.” It hires guest writers and videographers to provide answers to questions that it believes the public will ask. The answers are often interesting, if not very detailed, and may contain videos and links to other resources or references. Conversely, many of the presentations are quite elementary and would only be suitable for beginners. For example, here are some photosynthesis-related links from eHow:

“How Does Photosynthesis Work?” [http://www.ehow.com/how-does\\_4623964\\_photosynthesis-work.html](http://www.ehow.com/how-does_4623964_photosynthesis-work.html).

“How to Explain Photosynthesis” [http://www.ehow.com/how\\_2251817\\_explain-photosynthesis.html](http://www.ehow.com/how_2251817_explain-photosynthesis.html).

“What is the Function of Photosynthesis?” A video: [http://www.ehow.com/video\\_4753964\\_what-function-photosynthesis.html](http://www.ehow.com/video_4753964_what-function-photosynthesis.html).

“What is the Function of Chlorophyll?” A video: [http://www.ehow.com/video\\_4801944\\_what-function-chlorophyll.html](http://www.ehow.com/video_4801944_what-function-chlorophyll.html).

**Student and classroom videos** can be found in many places on the Internet. The development of very inexpensive and small video cameras, including those built into cell phones and laptop computers have resulted in an explosion of non-professional videos on every imaginable subject. It did not take long before sites appeared to store and distribute the videos.

**YouTube** (<http://youtube.com>) is by far the most famous of these sites. Throughout this review we have listed YouTube videos for individual subjects. YouTube allows the public to post comments to the videos and some of these may not be appropriate to all age groups. However, if monitored carefully, some YouTube videos may be helpful in teaching. Also, students can do their own video projects about their research and post these very easily on YouTube. Here are some videos about photosynthesis that are not listed elsewhere in this article. They may be fun to show students or possibly serve as inspiration to come up with similar (hopefully better) student projects.

“Glucose Song” (<http://www.youtube.com/watch?v=jJvAL-iiLnQ&feature=related>) has cute figures and clever lyrics.

“The Photosynthesis Song” by Pete Weatherall ([http://www.youtube.com/watch?v=C1\\_uez5WX1o&feature=related](http://www.youtube.com/watch?v=C1_uez5WX1o&feature=related)) has nice animations.

Another “Photosynthesis Song” sung by Mr. Durand, a teacher, is at [http://www.youtube.com/watch?v=\\_IV-E68rh18](http://www.youtube.com/watch?v=_IV-E68rh18).

“Photosynthesis Rap” (<http://www.youtube.com/watch?v=q6XrL9uYJXo&feature=related>) lacks production values but may get some classes involved.

“Cellular Respiration (ATP)—Boulevard of Broken Dreams” (<http://www.youtube.com/watch?v=hxTed-lTe7g>) features bad singing with visual puns.

There are hundreds of similar presentations on YouTube and more being added all the time. To find others go to YouTube and enter your search in the search box.

**TeacherTube** is a lot like YouTube except it is run by an educational group and does not allow public postings or comments. Many schools have blocked YouTube, but allow TeacherTube. In general, the videos are more limited, but of higher quality. Each video begins with an advertisement.

“Photosynthesis Bioflix Animation” ([http://www.teachertube.com/viewVideo.php?video\\_id=152314&title=Photosynthesis\\_Bioflix\\_animation](http://www.teachertube.com/viewVideo.php?video_id=152314&title=Photosynthesis_Bioflix_animation)) is commercially prepared and includes very good computer generated animations.

“Photosynthesis” ([http://www.teachertube.com/viewVideo.php?video\\_id=62625&title=Photosynthesis](http://www.teachertube.com/viewVideo.php?video_id=62625&title=Photosynthesis)) has a rap with good figures.

“Photosynthesis Song” ([http://www.teachertube.com/viewVideo.php?video\\_id=49549](http://www.teachertube.com/viewVideo.php?video_id=49549)) is a video by Peter Weatherall that also appears on YouTube.

“Lachman—Photosynthesis Respiration Song” ([http://www.teachertube.com/viewVideo.php?video\\_id=134814](http://www.teachertube.com/viewVideo.php?video_id=134814)) is a short cute video of an elementary classroom singing about photosynthesis.

“Photosynthesis and Cell Respiration” ([http://www.teachertube.com/viewVideo.php?video\\_id=158836&title="](http://www.teachertube.com/viewVideo.php?video_id=158836&title=)

[Photosynthesis\\_and\\_Cell\\_respiration](#)) features animations with music by Linkin Park, “Shadow of the Day.”

Use the search box in TeacherTube to find other videos.

**Social networks** are recent phenomena on the Web. Originally created to allow individuals, especially students, to communicate with each other, they are rapidly evolving into a major information source on the Internet. They are controversial and complex. For an article on the history, development, usefulness, and risks, we recommend the Wikipedia article “Social Network Service” ([http://en.wikipedia.org/wiki/Social\\_networking\\_service](http://en.wikipedia.org/wiki/Social_networking_service)). Also see: “The Complete History of Social Networking—CBBS to Twitter” ([http://www.malife.com/article/feature/complete\\_history\\_social\\_networking\\_cbbs\\_twitter](http://www.malife.com/article/feature/complete_history_social_networking_cbbs_twitter)).

**Facebook** (<http://www.facebook.com>) started out as a network for college students, then later allowed anyone to join and publish sites. Now it is developing into a major communications site as special interest and corporate sites are added. At the present time there are few sites devoted to photosynthesis, but some have appeared:

ASU Center for Bioenergy and Photosynthesis (<http://www.facebook.com/pages/Tempe-AZ/Center-for-Bioenergy-Photosynthesis/121720517379?ref=ts>) maintained by one of us (LO).

Photosynthesis Antenna Research Center (<http://www.facebook.com/home.php?ref=home#!/pages/Saint-Louis-MO/PARC-Photosynthetic-Antenna-Research-Center/129382454756?ref=ts>).

The Climate Desk (<http://www.facebook.com/theclimate desk>).

Steven Chu (<http://www.facebook.com/stevenchu>).

**Twitter** (<http://twitter.com>) is a micro-blogging site where people send out very small messages limited to 140 characters or less to people that subscribe to their site. Most messages have been rather trivial personal statements, but it is now becoming a very popular means to deliver instant news about events. Some examples of photosynthesis sites are: ASU Center for Bioenergy and Photosynthesis (<http://twitter.com/bioenergycenter>) and Oliver Morton, author of *Eating the Sun* (<http://twitter.com/Eaterofsun>). Many small companies (and some large) are now using Twitter to send out announcements of products and miscellaneous postings that need to go out quickly. Some examples are: DelMar Photonics (<http://twitter.com/TiSapphire>) and Cereplast, Inc. (<http://twitter.com/CereplastInc>).

## Other useful sites

Books, journals, and magazines

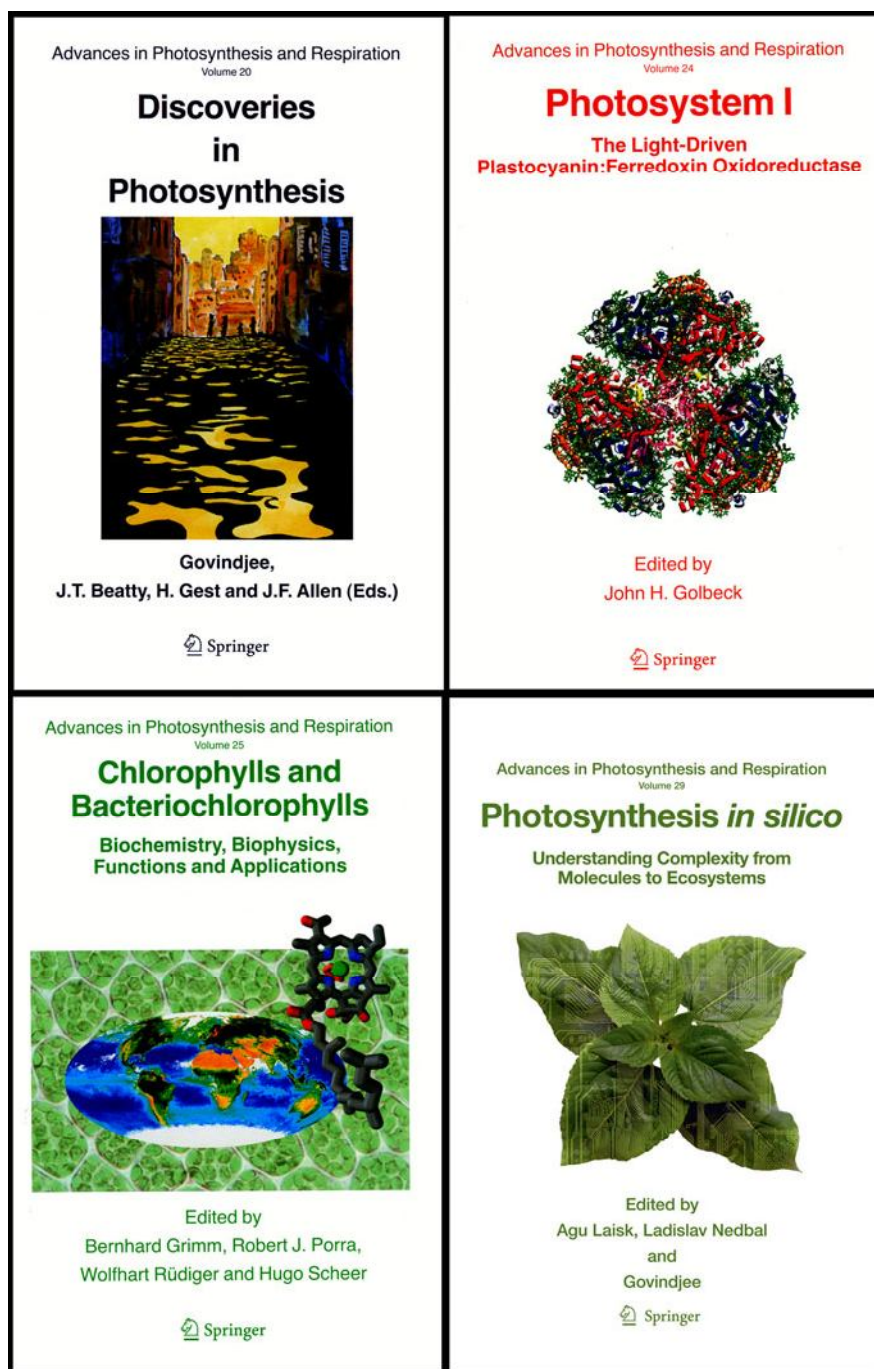
Although books about photosynthesis have not been placed online for economic reasons, there are Web sites that

discuss them and commercial sites that sell them. Some of those sites will be listed here. Many of them will include reviews or summaries and list the table of contents—some may even provide a sample chapter. Many journals and even some books are now becoming available online, but usually only to university libraries that pay for the service. Many universities have discovered that it is cost effective (cheaper) to subscribe to the online journals on behalf of their students and faculty, than it is to subscribe to the hard copy versions of the journal which must be cataloged and archived by library personnel and is only available to one person at a time. Occasionally a hard copy of the journal is unavailable due to misfiling or because it has been sent out to be bound with other issues. The online version is always available and to as many persons as the library has paid for. Even if the journal issue is not available, the journal publisher’s Web site will often contain the table of contents, abstracts, instructions to authors, and sometimes sample issues or articles. Some authors have also maintained certain rights to the papers or chapters they write allowing them to include them on their personal Web pages. Checking an author’s Web site for publication lists will reveal online access if the article shows up as a link. More articles are becoming available as funding agencies insist on public access to research funded by taxpayer money.

## Books

The most current set of books on photosynthesis and related matters is the *Advances in Photosynthesis and Respiration* series being published by Springer, with one of us (G) serving as its Series Editor. From volume 31 (2010), Thomas Sharkey has joined Govindjee as a co-series editor. Descriptions and ordering information can be found at the publisher’s site (<http://www.springer.com/series/5599>), at <http://bioenergy.asu.edu/photosyn/books/advances.html> (for volumes 1–18) and at <http://www.life.illinois.edu/govindjee/newbook/Vol19-25.html> (for volumes 19–25). This series currently contains 31 volumes with two more in press and several in preparation. Figure 16 shows cover pages of four randomly selected books, of recent vintage, from this series. Published volumes are listed below (we list their web site or, when available, Table of Contents and free downloadable Front Matter):

1. *The Molecular Biology of Cyanobacteria*—edited by Donald A. Bryant (<http://www.springer.com/life+sciences/plant+sciences/book/978-0-7923-3222-0>).
2. *Anoxygenic Photosynthetic Bacteria*—edited by Robert E. Blankenship, Michael T. Madigan, and Carl E. Bauer (<http://www.springer.com/life+sciences/plant+sciences/book/978-0-7923-3681-5>).



**Fig. 16** Four books from the series *Advances in Photosynthesis and Respiration*. Series Editor(s): Volumes 1–30 (Govindjee); Volumes 31–present (Govindjee and Thomas Sharkey). See <http://www.springer.com/series/5599>

- Biophysical Techniques in Photosynthesis*—edited by Jan Amesz and Arnold J. Hoff. For downloading free Front Matter and to see Table of Contents: <http://www.springerlink.com/content/978-0-7923-3642-6>.
- Oxygenic Photosynthesis: The Light Reactions*—edited by Donald R. Ort and Charles F. Yocum (<http://www.springer.com/life+sciences/plant+sciences/book/978-0-7923-3683-9>).
- Photosynthesis and the Environment*—edited by Neil R. Baker. For downloading free Front Matter and to see Table of Contents: <http://www.springerlink.com/content/978-0-7923-4316-5>.
- Lipids in Photosynthesis: Structure, Function and Genetics*—edited by Paul André Siegenthaler and Norio

- Murata. For downloading free Front Matter and to see Table of Contents: <http://www.springerlink.com/content/978-0-7923-5173-3>.
7. *The Molecular Biology of Chloroplasts and Mitochondria in Chlamydomonas*—edited by Jean David Rochaix, Michel Goldschmidt-Clermont, and Sabeeha Merchant. For downloading free Front Matter and to see Table of Contents: <http://www.springerlink.com/content/978-0-7923-5174-0>.
  8. *The Photochemistry of Carotenoids*—edited by Harry A. Frank, Andrew J. Young, George Britton, and Richard J. Cogdell. For downloading free Front Matter and to see Table of Contents: <http://www.springerlink.com/content/978-0-7923-5942-5>.
  9. *Photosynthesis: Physiology and Metabolism*—edited by Richard C. Leegood, Thomas D. Sharkey, and Susanne von Caemmerer. For downloading free Front Matter and to see Table of Contents: <http://www.springerlink.com/content/978-0-7923-6143-5>.
  10. *Photosynthesis: Photobiochemistry and Photobiophysics*—authored by Bacon Ke. <http://www.springer.com/life+sciences/plant+sciences/book/978-0-7923-6791-8>.
  11. *Regulation of Photosynthesis*—edited by Eva-Mari Aro and Bertil Andersson. For downloading free Front Matter and to see Table of Contents: <http://www.springerlink.com/content/978-0-7923-6332-3>.
  12. *Photosynthetic Nitrogen Assimilation and Associated Carbon and Respiratory Metabolism*—edited by Christine Foyer and Graham Noctor. For downloading free Front Matter and to see Table of Contents: <http://www.springerlink.com/content/978-0-7923-6336-1>.
  13. *Light-Harvesting Antennas in Photosynthesis*—edited by Beverley R. Green and William W. Parson: <http://www.springer.com/life+sciences/plant+sciences/book/978-0-7923-6335-4>.
  14. *Photosynthesis in Algae*—edited by Anthony W. D. Larkum, S. E. Douglas, and John A. Raven: <http://www.springer.com/life+sciences/plant+sciences/book/978-0-7923-6333-0>.
  15. *Respiration in Archaea and Bacteria: Diversity of Prokaryotic Electron Transport Carriers*—edited by Davide Zannoni: <http://www.springer.com/life+sciences/biochemistry+%26+biophysics/book/978-1-4020-2001-8>.
  16. *Respiration in Archaea and Bacteria: Diversity of Prokaryotic Respiratory Systems*—edited by Davide Zannoni: For downloading free Front Matter and to see Table of Contents: <http://www.springerlink.com/content/978-1-4020-2002-5>.
  17. *Plant Mitochondria: From Genome to Function*—edited by David A. Day, A. Harvey Millar and James Whelan: <http://www.springer.com/life+sciences/plant+sciences/book/978-1-4020-2399-6>.
  18. *Plant Respiration: From Cell to Ecosystem*—edited by Hans Lambers and Miquel Ribas-Carbo. For downloading free Front Matter and to see Table of Contents: <http://www.springerlink.com/content/978-1-4020-3588-3>.
  19. *Chlorophyll a Fluorescence: A Signature of Photosynthesis*—edited by George C. Papageorgiou and Govindjee. For downloading free Front Matter and to see Table of Contents: <http://www.springerlink.com/content/978-1-4020-3217-2>.
  20. *Discoveries in Photosynthesis*—edited by Govindjee, J. Thomas Beatty, Howard Gest, and John F. Allen. For downloading free Front Matter and to see Table of Contents: <http://www.springerlink.com/content/978-1-4020-3323-0>. This website shows the XVI sections of the book. To see all the historical papers, click on the roman numbers of each section. A unique thing about this book is that it lists, in a section called “In Memoriam,” the birth and death years of a large number of past photosynthesis researchers, as of 2005; this list is included in the free downloadable Back Matter.
  21. *Photoprotection, Photoinhibition, Gene Regulation and Environment*—edited by Barbara Demmig-Adams, William Adams III, and Autar K. Mattoo. For downloading free Front Matter and to see Table of Contents: <http://www.springerlink.com/content/978-1-4020-3564-7>.
  22. *Photosystem II: The Light-Induced Water:Plastoquinone Oxidoreductase*—edited by Thomas J. Wydrzynski and Kimiyuki Satoh. For downloading free Front Matter and to see Table of Contents: <http://www.springerlink.com/content/978-1-4020-4249-2>.
  23. *Structure and Function of the Plastids*—edited by Robert Wise and J. Kenneth Hooper. For downloading free Front Matter and to see Table of Contents: <http://www.springerlink.com/content/978-1-4020-4060-3>.
  24. *Photosystem I: The Light-Induced Plastocyanin:Ferredoxin Oxidoreductase*—edited by John H. Golbeck. For downloading free Front Matter and to see Table of Contents: <http://www.springerlink.com/content/978-1-4020-4255-3>.
  25. *Chlorophylls and Bacteriochlorophylls: Biochemistry, Biophysics, Functions and Applications*—edited by Bernhard Grimm, Robert Porra, Wolfhart Rüdiger, and Hugo Scheer. For downloading free Front Matter and to see Table of Contents: <http://www.springerlink.com/content/978-1-4020-4515-8>.
  26. *Biophysical Techniques in Photosynthesis II*—edited by Thijs J. Aartsma and Jörg Matysik. For downloading free Front Matter and to see Table of Contents: <http://www.springerlink.com/content/978-1-4020-8249-8>.

27. *Sulfur Metabolism in Phototrophic Organisms*—edited by R. Hell, C. Dahl, D. B. Knaff, and Th. Leustek. For downloading free Front Matter and to see Table of Contents: <http://www.springerlink.com/content/978-1-4020-6862-1>.
28. *The Purple Phototrophic Bacteria*—edited by C. Neil Hunter, Fevzi Daldal, Marion C. Thurnauer, and J. Thomas Beatty. For downloading free Front Matter and to see Table of Contents: <http://www.springerlink.com/content/978-1-4020-8814-8>.
29. *Photosynthesis in Silico*—edited by Agu Laisk, Ladislav Nedbal, and Govindjee. For downloading free Front Matter and to see Table of Contents: <http://www.springerlink.com/content/978-1-4020-9236-7>.
30. *Lipids in Photosynthesis*—edited by Hajime Wada and Norio Murata. For downloading free Front Matter and to see Table of Contents: <http://www.springerlink.com/content/978-90-481-2862-4> [Note that beginning with this volume (30), all colored figures are within the chapters, and, thus, not available in the free downloadable Front Matter].

## In Press:

31. *The Chloroplast*—edited by C. A. Rebeiz, C. Benning, H. J. Bohnert, H. Daniell, J. K. Hooper, H. K. Lichtenthaler, A. R. Portis, and B. C. Tripathy: <http://www.springer.com/life+sciences/plant+sciences/book/978-90-481-8530-6>.
32. *C-4 Photosynthesis and Related CO<sub>2</sub> Concentrating Mechanisms*—edited by A. S. Raghavendra and R.F. Sage: <http://www.springer.com/life+sciences/plant+sciences/book/978-90-481-9406-3>.

Other books of note, arranged alphabetically by title, are:

*Aquatic Photosynthesis*, Second Edition (2007), by Paul G. Falkowski (Brookhaven National Lab) and John Raven (University of Dundee). It is published by Princeton University Press. It has 10 thorough chapters and eight nice colored plates. One of us (G) gives it high marks, “It’s a great book. It will be very useful for all biologists and oceanographers.” It is available at Amazon.com (<http://www.amazon.com>).

*Artificial Photosynthesis: From Basic Biology to Industrial Application* (2005), edited by Anthony F. Collins and Christa Critchley: <http://www.wiley.com/WileyCDA/WileyTitle/productCd-3527310908.html>.

*C<sub>3</sub>, C<sub>4</sub>: Mechanisms and Cellular and Environmental Regulation of Photosynthesis* (1983), by Gerald Edwards and David Walker. A digital edition is available for free download from <http://www.hansatech-instruments.com/books.htm>. Also, copies are sometimes available on Amazon.com.

*Concepts in Photobiology: Photosynthesis and Photomorphogenesis* (1999), edited by Gauri S. Singhal, Gernot

Renger, Sudhir K. Sopory, Klaus Dieter Irrgang, and Govindjee (<https://www.vedamsbooks.com/no15011.htm>; <http://www.amazon.com/Concepts-Photobiology-Photomorphogenesis-G-S-Singhal/dp/0792355199>).

*Eaarth: Making a Life on a Tough New Planet* (2010), by Bill McKibben, published by Times Books. McKibben, a well-known and popular environmental writer, writes from the point-of-view that climate change has already started and cannot be contained. The author does manage to maintain a positive outlook despite the problems caused by the projected climate change: <http://us.macmillan.com/eaarth>.

*Eating the Sun: How Plants Power the Planet* (2004), by Oliver Morton, published by Fourth State. It is a “must” reading for all, even those only remotely interested in Photosynthesis. It is available from Amazon.com and other sources. His blog for the book is Heliophage and can be found at <http://heliophage.wordpress.com/> and his Twitter site is <http://twitter.com/Eaterofsun>. See additional information at <http://bioenergy.asu.edu/CB&P/Books/Eating-the-Sun.html>.

*Energy Transduction in Biological Membranes. A Textbook of Bioenergetics* (1989), by William A. Cramer and David B. Knaff. See a book review by B. A. Barry at: <http://www.ncbi.nlm.nih.gov/pmc/articles/PMC1275687/pdf/biophysj00080-0270.pdf>. It is a thorough textbook that all graduate students must read.

*Membrane Biophysics* (2000), by H. Ti Tien and Angelica Ottova-Leitmannova. It was published by Elsevier and complete details are available at <http://www.msu.edu/user/ottova/membrane.biophysics.html>.

*Molecular Mechanisms of Photosynthesis* (2002), by Robert E. Blankenship. Available at: <http://www.amazon.com/Molecular-Mechanisms-Photosynthesis-Robert-Blankenship/dp/0632043210>. It is a Wiley-Blackwell book: (<https://www.blackwellpublishing.com/book.asp?ref=9780632043217&site=1>). This is an excellent introduction to photosynthesis and is a great text for college-level courses. We recommend it to all our readers.

*Molecular to Global Photosynthesis* (2004), edited by Mary D. Archer and James Barber. See: <http://www.icpress.co.uk/lifesci/p218.html>.

*Photobiology: The Science of Light and Life*, Second edition, edited by Lars Olof Björn, has a clear and a thorough discussion on “Light,” its measurement and use in biology, including photosynthesis. See its Table of Contents at the following Website: <http://www.springerlink.com/content/978-0-387-72654-0>.

*Photosynthesis*, Sixth edition (1999), by David O. Hall and Krishna K. Rao has gone through several editions and is still one of the best entry-level textbooks for the study of photosynthesis (<http://www.cambridge.org/us/catalogue/catalogue.asp?isbn=9780521644976>). Both the authors

are now deceased. We hope that someone will take the challenge and produce an equally simple book.

*Photosynthesis*, Third edition, by David Lawlor, is a good overall book. A reviewer wrote, “This monograph gives a comprehensive overview of photosynthetic system.” The book is available from Amazon.com: <http://www.amazon.com/Photosynthesis-Dr-David-Lawlor/dp/1859961576>.

*Photosynthesis: A Comprehensive Treatise* (1998), edited by Agepati S. Raghavendra, is found at <http://www.cambridge.org/us/catalogue/catalogue.asp?isbn=9780521570008> (Cambridge Press).

*Photosynthesis Research Protocols* (2004), edited by Robert Carpentier. It is available at Amazon.com (<http://www.amazon.com/exec/obidos/ASIN/1588292320/gemotrack8-20>). Also see: <http://www.springerprotocols.com/BookToc/doi/10.1385/1592597998>.

*Photosynthetic Excitons* (2000), by Herbert van Amerongen, Leonas Valkunas, and Rienk van Grondelle: <http://www.worldscibooks.com/physics/3609.html>.

*Photosynthetic Unit and Photosystems—History of Research and Current Views (Relationship of Structure and Function)* (1997), by A. Wild and R. Ball (<http://www.euronet.nl/users/backhuys/phoun.htm>) (Buckuys Publishers). Its ISBN is: 90-73348-70-6.

*Plant Biochemistry and Molecular Biology* (1997), by Hans-Walter Heldt (Institute of Plant Biochemistry, Göttingen) (with the collaboration of Fiona Heldt) is found at <http://www.amazon.com/Plant-Biochemistry-Molecular-Biology-Hans-Walter/dp/019850179X> (Oxford University Press).

*Probing Photosynthesis: Mechanism, Regulation & Adaptation* (2000), edited by Mohammad Yunus, Uday Pathre, and Prasanna Mohanty (<http://www.taylorandfrancis.com/books/search/>). See <http://bioenergy.asu.edu/photosyn/books/probebk.html>.

*Sustainable Energy—Without the Hot Air*, by David J. C. MacKay, is a highly recommended book that covers sustainable energy in a straightforward, non-sensational manner (hence, without hot air); one section is titled, “Numbers, not adjectives,” to indicate that science is more important than political hype. It is available as a paperback book, a free downloadable PDF file, and even chapter-by-chapter on the Web. There are even Kindle and epub versions for digital readers.

David Walker has produced a wonderful set of books that approach photosynthesis from several different angles and which are written for several age groups. Only one (*C3 C4* with Gerry Edwards) is out of print but even so there are a few remaining copies on paper. Most are available on CD-ROM or as free downloads (in accord with the principle of fair usage) from the following sites:


1. *Energy, Plants and Man*: <http://www.shef.ac.uk/library/libdocs/epmc.pdf>.
2. *Global Climate Change*: <http://www.shef.ac.uk/library/libdocs/global.pdf>.
3. *A Leaf in Time*: <http://www.shef.ac.uk/library/libdocs/alit.pdf>.
4. *Like Clockwork*: <http://www.shef.ac.uk/library/libdocs/lc2.pdf>.
5. *A New Leaf in Time*: <http://www.shef.ac.uk/library/libdocs/anlital.pdf>.
6. *Use of the Oxygen Electrode*: <http://www.shef.ac.uk/library/libdocs/use.pdf>.

Our favorites are: *A Leaf in Time* (for ages 8–12) which discusses photosynthesis and its relationship to energy, plants and people; *A New Leaf in Time* (much longer, in PDF format only and with copious hyperlinks, for ages 9–99); *Energy, Plants and Man*, a large, profusely illustrated book with a great deal of information presented in an uncomplicated, humorous manner (<http://bioenergy.asu.edu/photosyn/books/walkerbk.html>) and is perfect for the classroom (high school, early college) or for just plain enjoyable reading. *Like Clockwork* is a book in PDF format on a CD-ROM disk (Fig. 17). It covers the story of energy transduction in photosynthesis in an easily understood manner and contains many interesting links, including some surprises. All of these works are highly recommended. Should you encounter problems locating any of these books, feel free to email David Walker at [d.a.walker@sheffield.ac.uk](mailto:d.a.walker@sheffield.ac.uk) for availability. The International Society for Photosynthesis Research and Hansatech company have also made his works available in PDF format at [http://www.hansatech-instruments.com/david\\_walker.htm](http://www.hansatech-instruments.com/david_walker.htm).

Another interesting book that has been written by Wilbert Veit is “*The Music of Sunlight*” (<http://www.atlasbooks.com/marktplc/00524.htm>). It is a scientific fiction adventure based on the biochemistry of photosynthesis. A teenage boy becomes an electron within the microcosm of a leaf and experiences molecules and energy transformations as characters and events in a molecular adventure park. Grades seven through college and beyond will enjoy this wild ride through science. David Walker (2001) has written a nice review on this book in *Photosynthesis Research* (volume 68, p. 259).

Links to older volumes and books intended for young readers and the general public can be found at <http://bioenergy.asu.edu/photosyn/books.html>. A list of other books edited by Govindjee is also available (<http://www.life.illinois.edu/govindjee/books.html>).

An early classic *Photosynthesis* by Eugene Rabinowitch and Govindjee, John Wiley (1969) is available free at <http://www.life.illinois.edu/govindjee/photosynBook.html>.



**Fig. 17** Some of the great books written by David Walker (<http://www.oxygraphics.co.uk/>)

#### Scholarly journals

*Archives of Microbiology* (<http://link.springer.de/link/service/journals/00203/>)

*Functional Plant Biology* (<http://www.publish.csiro.au/?nid=102>)

*Biochemistry* (<http://pubs.acs.org/journal/bichaw>)

*Biochimica et Biophysica Acta (BBA)* ([http://www.elsevier.com/wps/find/journaldescription.cws\\_home/506062/description#description](http://www.elsevier.com/wps/find/journaldescription.cws_home/506062/description#description))

*Biomass & Bioenergy* ([http://www.elsevier.com/wps/find/journaldescription.cws\\_home/986/description#description](http://www.elsevier.com/wps/find/journaldescription.cws_home/986/description#description))

*Biophysical Journal* (<http://www.biophysj.org/>)

*Cell* (<http://www.cell.com/>)

*Current Science* (Indian Academy of Science) (<http://www.ias.ac.in/currsci/>) (free download of all papers)

*FEBS Letters* (<http://www.febsletters.org/>)

*Journal of American Chemical Society (JACS)* (<http://pubs.acs.org/journal/jacsat>)

*Journal of Biobased Materials and Bioenergy* (<http://www.aspbs.com/jbmbe.html>)

*Journal of Biological Chemistry* (<http://www.jbc.org/>)

*Journal of Computer-Aided Molecular Design* (<http://www.springer.com/west/home?SGWID=4-102-70-35677363-0&changeHeader=true&referer=www.wkap.nl&SHORTCUT=www.springer.com/prod/j/0920-654X>)

*Journal of Photochemistry and Photobiology B: Biology (JPP)* ([http://www.elsevier.com/wps/find/journaldescription.cws\\_home/504092/description#description](http://www.elsevier.com/wps/find/journaldescription.cws_home/504092/description#description))

*Journal of Physical Chemistry A* (<http://pubs.acs.org/journal/jpcafh>)

*Journal of Physical Chemistry B* (<http://pubs.acs.org/journal/jpcbfk>)

*Journal of Physical Chemistry C* (<http://pubs.acs.org/journal/jpcck>)

*Nature* (<http://www.nature.com/nature/index.html>)

*Photochemistry and Photobiology* (<http://www.wiley.com/bw/journal.asp?ref=0031-8655>)

*Photosynthesis Research* (<http://www.springerlink.com/content/1573-5079/>) the official journal of the ISPR (<http://photosynthesis-research.org/>).

*Photosynthetica* (<http://www.ueb.cas.cz/ps/ps.htm>)

*Plant Molecular Biology* (<http://www.springerlink.com/content/1573-5028/>)

*Plant Physiology* (<http://www.plantphysiol.org/>)

*Proceedings of the National Academy of Sciences (USA) (PNAS)* (<http://www.pnas.org/>)

*Protein Science* (<http://www.proteinscience.org/>)

*Science* (<http://www.sciencemag.org/>)

#### Magazines of interest to the general public

*COSMOS* (<http://www.cosmosmagazine.com/>)

*Current Science* (<http://www.weeklyreader.com/archive/35>)

*Discover* (<http://discovermagazine.com/>)

*E Magazine* (<http://www.emagazine.com/>)

*Endeavour* (<http://www.sciencedirect.com/science/journal/01609327>)

*Environment* (<http://www.environmentmagazine.org/>)

*Grist* (<http://www.grist.org/>)

*National Geographic* (<http://ngm.nationalgeographic.com/>)

*National Wildlife* (<http://www.nwf.org/News-and-Magazines/National-Wildlife.aspx>)

*New Scientist* (<http://www.newscientist.com/>)

*Orion* (<http://www.orionmagazine.org/>)



*Physics Today* (<http://www.physicstoday.org/>)  
*Popular Mechanics* (<http://www.popularmechanics.com/>)  
*Popular Science* (<http://www.popsci.com/>)  
*Science Illustrated* (<http://www.scienceillustrated.com/index.html>)  
*Science News* (<http://www.sciencenews.org/>)  
*Scientific American* (<http://www.scientificamerican.com/>)  
*Seed* (<http://seedmagazine.com/>)  
*Smithsonian* (<http://www.smithsonianmag.com/>)  
*Wired* (<http://www.wired.com/>)  
*World and I* (<http://www.worldandi.com/>)  
*Yes!* (<http://www.yesmagazine.org/>)

#### Societies and organizations

Some selected ones are listed below:

ISPR—International Society of Photosynthesis Research (<http://photosynthesis-research.org/>). For only \$80 (students and some others pay even less), you can become a member and get free online access to the international journal *Photosynthesis Research*, discounts on books and numerous other benefits. Further, ISPR members receive a discount on all books in the *Advances in Photosynthesis and Respiration* series published by Springer.

American Chemical Society: <http://acswebcontent.acs.org/home.html>  
 American Society for Horticultural Science: <http://www.ashs.org/>  
 ASP—American Society for Photobiology: [http://www.pol-us.net/ASP\\_Home/index.html](http://www.pol-us.net/ASP_Home/index.html)  
 ASPB—American Society of Plant Biologists [formerly American Society of Plant Physiologists (ASPP)]: <http://www.aspb.org/>  
 Biophysical Society: <http://www.biophysics.org/>  
 ESP—European Society for Photobiology (<http://www.esp-photobiology.it/>)  
 Inter-American Photochemical Society: <http://www.i-aps.org/>  
 International Carotenoid Society: <http://www.carotenoid-society.org/>  
 Japanese Society of Plant Physiologists: <http://www.jspp.org/eng/index.html>  
 Phycological Society of America: <http://www.psaalgae.org/>  
 World Watch Institute: <http://www.worldwatch.org/>, presents information on many important issues, including climate change, environmental, and energy matters. Many of their publications are available as PDF documents (<http://www.worldwatch.org/node/1065>).

#### Databases and genome projects

The Arabidopsis Information Resource: TAIR (<http://www.arabidopsis.org/index.jsp>)  
 Chlamydomonas Center: <http://www.chlamy.org/>  
 Chloroplast Genome Database: <http://chloroplast.cbio.psu.edu/>  
 Cyanosite: the Genome Database for Cyanobacteria: <http://www-cyanosite.bio.purdue.edu/index.html>  
*Rhodobacter sphaeroides* genome project: <http://www.rhodobacter.org/>  
 Protein Data Bank (PDB): <http://www.rcsb.org/pdb/home/home.do>

#### Vendors and commercial suppliers

The following vendors that provide supplies, products and equipment for photosynthesis research have requested that we list contacts to their sites.

Agrisera: <http://www.agrisera.com/shop>  
 Analytical Spectral Devices—field portable spectroradiometers: <http://www.asdi.com/>  
 Chemical Register: <http://www.chemicalregister.com/>  
 CID, Inc.—hand held photosynthesis measuring systems: <http://www.cid-inc.com/>  
 DMP Ltd.—photosynthesis measuring systems: <http://www.dmp.ch/control.php?&topgroupname=Environment>  
 Dynamax: <http://www.dynamax.com/>  
 EARS—Environmental Analysis and Remote Sensing: <http://www.ears.nl>  
 Fisher Scientific: <http://www.fisher1.com/>  
 Hansatech Instruments: <http://www.hansatech-instruments.com/>. We want to commend Hansatech for making most of David Walker's publications available at [http://www.hansatech-instruments.com/david\\_walker.htm](http://www.hansatech-instruments.com/david_walker.htm)  
 Li-Cor Environmental Division: <http://www.licor.com/env/>  
 Olis—equipment for photosynthesis research: <http://olisweb.com/>  
 Opti-Sciences, Inc.—chlorophyll fluorometers: <http://www.optisci.com/>  
 Photon Systems Instruments: <http://www.psi.cz/>  
 PP Systems—photosynthesis, chlorophyll fluorescence, spectrometers, environmental sensors: <http://www.pp-systems.com/>  
 Walz Company—instruments to measure gas exchange and chlorophyll fluorescence: <http://www.walz.com/>

We end this review with recent photographs of both of us (Fig. 18).



**Fig. 18** (*Left*): A 2010 photograph of the author Larry Orr. (*Right*) A 2010 photograph of the author Govindjee; he is wearing a green tie to show his love for chlorophylls and all those who work on photosynthesis

**Acknowledgments** Govindjee thanks the offices of the Department of Plant Biology and Information Technology (Life Sciences), of the University of Illinois at Urbana-Champaign for their constant support. Larry Orr is grateful to Tom Moore, Director of the ASU Center for Bioenergy and Photosynthesis at Tempe, for his support of this project.

## References

- Orr L, Govindjee (1999) Photosynthesis and the World Wide Web. In: Garab G (ed) Photosynthesis: mechanisms and effects, vol V. Kluwer, Dordrecht, pp 4387–4392
- Orr L, Govindjee (2001) Photosynthesis and the Web: 2001. Photosynth Res 68:1–28
- Orr L, Govindjee (2007) Photosynthesis and the Web: 2008. Photosynth Res 91:107–131